

FLEXTRAL

OIL & GAS EXPLORATION HOSE PRODUCTS



www.**FLEXTRAL**.com



INDEX

Grade "D" Rotary Mud Hose.....	1
Swaged Couplings/Connections.....	1
Bonded Rotary Vibrator Hose.....	2
Flexible Choke and Kill Hose-Smooth Bore.....	2
Rig Flow 3000 Kelly Hose.....	3
Rig Flow 5000 Slim Hole Rotary Drill Hose.....	3
CX 100R15 Six Spiral Wire Hydraulic Hose.....	4
VX 100R13 Six Spiral Wire Hydraulic Hose.....	4
VZ 100R13 Six Spiral Wire Hydraulic Hose.....	5
NX Four Spiral Wire Hydraulic Hose.....	5
NT300 Four Spiral Wire Hydraulic Hose.....	6
NZ Four Spiral Wire Hydraulic Hose.....	7
Integral 1502 Union for Spiral Hose.....	7
NPT Male (API).....	7
BOP Hose.....	8
Armored BOP Hose.....	8
DR11 Frac Hose.....	9
DR12 Frac Hose.....	9
DR13 Frac Hose.....	10
DR14 Frac Hose.....	10
Frac Hose Fittings.....	11
DR30 Frac Water Tank Hose.....	12
Frac Tank Hose Fittings.....	12
PE08 Corrugated Oil Field Vacuum Hose.....	13
PE10 Petro-Flex Corrugated Tank Truck Hose.....	13
PE18 Petro-Flex 300 HD Tank Truck Hose.....	14
PE20 Tank Truck Drop Hose.....	14
WA20 Black Iron River (Oroflex 10 Style).....	15
WA22 Yellow Iron River (Oroflex 10 Style).....	16
WA50 HD Rubber Suction and Discharge Hose.....	17
WA60 Green PVC Suction Hose.....	18
WA65 Flex-Line SR Hose.....	19
WA80 EPDM Flex-Tuff Green/Blue/Red Hose.....	20
CH10 High Chem Hose.....	21
MH30 Dry Material Discharge Hose.....	22
MH35 Hot Air Blower Hose.....	22
AR60 Wire Reinforced Air Hose.....	23
AR61 Wire Reinforced Air - HTHD Hose.....	24
Pressure Washer Hose.....	25
Camlocks.....	26-30
Crimp-X.....	31-37
Combination Nipples.....	38-39
Hammer Unions.....	40
Bal-Lok Type "B" Bauer Style Couplings.....	41
Ball Valves.....	42
PX300 Extended Service Hydraulic Hose.....	43
EX 2SN Two Wire Braid Hydraulic Hose.....	43
PX250-PS Pro-Shield Hydraulic Hose.....	44
PX250 2SC Two Wire Braid Hydraulic Hose.....	44
AXT 100R17 Hydraulic Hose.....	45
FH 100R5 Textile Cover High Temp Hose.....	45
HX 100R4 Suction/Return Line Hose.....	46
HH 100R4 High-Temp Suction/Return Line Hose.....	46
Hydraulic Fittings.....	47-51
Accessories.....	52



API 7K-FSL 2 GRADE "D" ROTARY MUD HOSE

- Tube: Nitrile
- Reinforcement: Two layers of high strength steel wires cables, rubberized textile plies
- Cover: Black, abrasion, corrosion, cutting, gouging, oil and weather resistant
- Temperature: -30°C to 82°C (-22°F to 180°F)
- Application: Flexible connection between standpipe and swivel (Rotary Drilling) or between pump and standpipe (Vibrator) for pumping



API Specification 7K-FSL 2 API Monogram Licence No. 7K-0096 (ISO 14693)

Part No.	I.D. Inches	O.D. Inches	Max W.P. PSI	Test Pressure	MBR Storage Inches	MBR Operation Inches	Weight (lbs./ft.)	Standard Lengths	Safety Factors
DR50-250	2½	4.37	5000	10,000	1.97	2.30	10.08	130'	2.5
DR50-300	3	4.96	5000	10,000	2.30	2.62	12.10	130'	2.5
DR50-350	3½	5.51	5000	10,000	2.62	2.95	14.16	130'	2.5

- FSL: Suitable for directional drilling (FSL 2 qualified) and non-directional drilling (FSL 1)
FSL (Flexible Specification Level) 2 requires a high frequency pulsation test of 10,000 cycles, raising and lowering the pressure in a time cycle not to exceed 10 seconds. The amplitude of the pressure pulsations shall be at least 90% of the WP.
- MBR: Minimum bend radius is referred to the center-line of each hose.
- TKO: Handling instructions TKO ASO 3 latest edition.



SWAGED COUPLINGS / CONNECTIONS

2.5 Inch Hose*


- 3" API Male Threaded
- 3" Fig 1002 Male Sub & Nut
- 3" Fig 1002 Female Sub

3 Inch Hose*

- 3" API Male Threaded
- 3" Fig 1002 Union Sub & Nut
- 3" Fig 1002 Female union
- 4" API Male Threaded
- 4" Fig 1002 Male Sub & Nut
- 4" Fig 1002 Female union

3.5 Inch Hose*

- 4" API Threaded Male
- 4" Fig 1002 Male Sub & Nut
- 4" Fig 1002 Female Union Sub
- 5" Fig 1002 Male Sub & Nut
- 5" Fig 1002 Union Sub



*Typical connections listed; others available upon request



API 7K FSL 2 BONDED ROTARY & VIBRATOR HOSES

API specification 7K FSL 2 API Monogram Licence no: API 7K-0008 ISO 14693

Tube: Nitrile

Operating Temperature: -30°C to 100°C (-22°F to 212°F)

Maximum Available Length: 60m (196.85ft)

Production Length Tolerance: up to 6.4m (21ft) hose length +/- 64mm (2.52in) above 6.4m (21ft) hose length +/- 1%

- Application:
- Mud delivery hoses
 - Mud jumper hoses
 - Motion compensator hoses
 - Docoking hoses
 - Water injection

- Notes:
- Fire rating available to Lloyd's Register OD 1000/499.
 - Additional external protection can be added to the hose.
 - Minimum Bending Radius (MBR) is referred to the centre-line of the hose.
 - Handling Instruction: TKO AS0 latest edition.
 - For gas drilling see Underbalanced drilling hoses.



API 16C FLEXIBLE CHOKE AND KILL HOSE - SMOOTH BORE

API Specification 16C / API Monogram Licence No: 16C-0004

Tube: H2S Resistant synthetic polymer

Operating Temperature: -20°C to 100°C (-4°F to 212°F)

Survival Temperature: 177°C (350.6 °F) for max. 1 hour

Maximum Available Length: 60m (196.85ft)

Production Length Tolerance: up to 6.4m (21ft) hose length +/- 64mm (2.52in) above 6.4m (21ft) hose length +/- 1%

- Application:
- General choke and kill service, sour service
 - Fire rating available to Lloyd's Register OD 1000/499.
 - Additional external protection can be added to the hose.
 - Coupling materials meet NACE MR 01-75/ISO 15156 latest edition.
 - Choke and Kill lines are not manufactured with Line Pipe Threaded couplings.
 - Minimum Bending Radius (MBR) is referred to the centre-line of the hose.

- Notes:
- All the regulations of API 16 Specification 16C are met including 9.14.12—Performance Verification Test and 10.5.2—High Temperature Exposure Test.





RIG FLOW 3000 KELLY HOSE

Tube: Nitrile
 Reinforcement: Six spiral layers of high tensile steel wire
 Cover: Black, oil, abrasion and weather resistant synthetic rubber, MSHA approved
 Temperature: -40°C to +121°C (-40°F to +250°F)
 Application: High-pressure rotary hose for slim-hole, seismograph, work-over or portable drilling rigs. For use with small to medium-pulsating pump is required.



Part No.	I.D.		O.D.		Max W.P. (psi)	Minimum Burst Pressure (psi)	Minimum Bend Radius		Weight (lbs/ft)
	(in)	(mm)	(in)	(mm)			(in)	(mm)	
RF3000-40	2½	3.35	85.2	3,000	12000	25.98	660	5.13	
RF3000-48	3	3.91	99.4	3,000	10000	29.53	750	6.07	

RIG FLOW 5000 SLIM HOLE ROTARY DRILL HOSE

Tube: Nitrile
 Reinforcement: Four spirals of high tensile steel
 Cover: Black, oil, abrasion and weather resistant synthetic rubber, MSHA approved
 Temperature: -40°C to +121°C (-40°F to +250°F)
 Application: High-pressure rotary hose for slim-hole, seismograph, work-over or portable drilling rigs. For use with small to medium-blast, water-well or shot-hole drilling applications. Used in hydraulic oil, mud or where pulsating pump is required.



Part No.	I.D.		O.D.		Max W.P. (psi)	Minimum Burst Pressure (psi)	Minimum Bend Radius		Weight (lbs/ft)	Two Piece Skive COUPLINGS
	(in)	(mm)	(in)	(mm)			(in)	(mm)		
RF5000-32	2	1.94	49.3	5,000	14,800	16.5	420	2.45	BSS	
RF5000-40	2½	3.35	85.2	5,000	15,000	26.0	660	5.13	BSS	



CX 100R15 SIX SPIRAL WIRE HOSE

Meets or exceeds the requirements of SAE 100R15



- Tube: Nitrile
- Reinforcement: Six spiral layers of high tensile steel wire
- Cover: Black, oil, abrasion and weather resistant synthetic rubber, MSHA approved
- Temperature: -40°C to +121°C (-40°F to +250°F)
- Packaging: Coils
- Application: Hydraulic systems with petroleum or water/glycol based fluids and for fuel and lubricating oils.

Part No.	I.D.		O.D.		Max W.P. (psi)	Minimum Burst Pressure (psi)	Minimum Bend Radius		Weight (lbs/ft)	ONE PIECE Non-Skive	Two Piece Skive
	(in)	(in)	(mm)	(mm)			(in)	(mm)		COUPLINGS	COUPLINGS
CX-06	3/8	0.69	17.5		6,000	24,000	6.0	150	0.51	V	
CX-08	1/2	0.80	20.2		6,000	24,000	8.0	200	0.59	V	
CX-12	3/4	1.20	30.7		6,000	24,000	11.0	280	1.09	V	
CX-16	1	1.52	38.7		6,000	24,000	11.8	300	1.46	V	
CX-20	1 1/4	1.97	50.0		6,000	24,000	15.7	400	2.40		VS
CX-24	1 1/2	2.27	57.6		6,000	24,000	19.7	500	3.02		VS
CX-32	2	2.95	75.0		6,000	24,000	23.6	600	5.05		C

* C32 is a two-piece external skive only coupling.

VX 100R13 SIX SPIRAL WIRE HOSE

Meets or exceeds the requirements of SAE 100R13



- Tube: Nitrile
- Reinforcement: Six spirals of high tensile steel
- Cover: Black, oil, abrasion and weather resistant synthetic rubber, MSHA approved
- Temperature: -40°C to +121°C (-40°F to +250°F)
- Packaging: Coils
- Application: Hydraulic systems with petroleum or water/glycol based fluids and for fuel and lubricating oils.

Part No.	I.D.		O.D.		Max W.P. (psi)	Minimum Burst Pressure (psi)	Minimum Bend Radius		Weight (lbs/ft)	One Piece Skive
	(in)	(in)	(mm)	(mm)			(in)	(mm)		COUPLINGS
VX-20	1 1/4	1.96	50		5,000	20,000	16.5	419	2.48	VS
VX-24	1 1/2	2.26	57		5,000	20,000	20.0	508	3.22	VS
VX-32	2	2.80	71		5,000	20,000	25.0	635	5.03	VS



VZ 100R13 SIX SPIRAL WIRE HOSE

Meets or exceeds the requirements of SAE 100R13



- Tube: Nitrile
- Reinforcement: Six spirals of high tensile steel
- Cover: Black, oil, abrasion and weather resistant synthetic rubber, MSHA approved
- Temperature: -40°C to +121°C (-40°F to +250°F)
- Packaging: Coil length 200' continuous
- Application: Hydraulic systems with petroleum or water/glycol based fluids and for fuel and lubricating oils.

Part No.	I.D.		O.D.		Max W.P. (psi)	Minimum Burst Pressure (psi)	Minimum Bend Radius		Weight (lbs/ft)	Two Piece Skive COUPLINGS
	(in)	(mm)	(in)	(mm)			(in)	(mm)		
VZ-20	1¼	1.94	49.3	5,000	20,000	16.5	420	2.45	VS	
VZ-24	1½	2.26	57.3	5,000	20,000	19.6	500	3.35	VS	
VZ-32	2	2.82	71.6	5,000	20,000	24.8	630	4.37	VS	

NX FOUR SPIRAL WIRE HOSE

Exceeds the requirements of SAE 100R12 - EN856



- Tube: Nitrile
- Reinforcement: Four spirals of high tensile wire
- Cover: Black, oil, abrasion and weather resistant synthetic rubber, MSHA approved
- Temperature: 40°C to +121°C (-40°F to +250°F)
- Packaging: Coils
- Application: Hydraulic systems with petroleum or water/glycol based fluids and for fuel and lubricating oils.

Part No.	I.D.		O.D.		Max W.P. (psi)	Minimum Burst Pressure (psi)	Minimum Bend Radius		Weight (lbs/ft)	One Piece Non-Skive COUPLINGS	One Piece Skive COUPLINGS
	(in)	(mm)	(in)	(mm)			(in)	(mm)			
NX-06	⅜	0.79	20	5,000	20,000	5.0	127	0.40	N, V		
NX-08	½	0.94	24	5,000	20,000	7.0	178	0.54	N, V		
NX-10	⅝	1.06	27	5,000	20,000	8.0	203	0.74	N		
NX-12	¾	1.26	32	5,000	20,000	9.5	241	0.89	N, V		
NX-16	1	1.50	38	5,500	22,000	12.0	305	1.30	N, V		
NX-20	1¼	1.81	46	5,000	20,000	16.5	419	1.79	N	VS	
NX-24	1½	2.13	54	4,300	17,200	20.0	508	2.06	N	VS	
NX-32	2	2.68	68	3,600	14,400	25.0	635	2.78	N	VS	

Note: NX hose will be obsolete once inventory is depleted - NT300 hose is the replacement (see page 6).



NT300 FOUR SPIRAL WIRE HOSE



Exceeds the requirements of SAE 100R12 - EN856

- Tube: Nitrile
- Reinforcement: Four spirals of high tensile wire
- Cover: Synthetic rubber, high abrasion resistant, meets requirements of MSHA fire resistance standards
- Temperature: -54°C to +121°C (-65°F to +250°F)
- Packaging: Coils
- Application: Extremely flexible with a bend radius less than standard spiral hose and has a high abrasion resistant cover. NT300 is ideal for hydraulic systems with petroleum, polyol ester, or water/glycol based fluids. Hose is USCG accepted for hydraulic service.

Part No.	I.D.		O.D.		Max W.P. (psi)	Minimum Burst Pressure (psi)	Minimum Bend Radius		Weight (lbs/ft)	One Piece Non-Skive COUPLINGS	One Piece Skive COUPLINGS
	(in)	(in)	(mm)	(mm)			(in)	(mm)			
NT300-06	3/8	0.83	21.0	6,000	24,000	4.9	125	0.42	N, V		
NT300-08	1/2	0.90	22.8	5,000	20,000	4.3	110	0.46	N, V		
NT300-10	5/8	1.06	25.8	5,000	20,000	5.5	140	0.64	N		
NT300-12	3/4	1.17	29.8	5,000	20,000	6.7	170	0.68	N, V		
NT300-16	1	1.49	37.8	5,500	22,000	8.7	220	1.25	N, V		
NT300-20	1 1/4	1.80	45.6	5,000	20,000	15.0	380	1.55	N	VS	
NT300-24	1 1/2	2.06	52.4	4,300	17,200	17.7	450	1.86	N	VS	
NT300-32	2	2.65	67.3	3,600	14,400	19.7	500	2.97	N	VS	



NZ FOUR SPIRAL WIRE HOSE

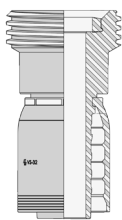
Meets or exceeds the requirements of SAE 100R12 - EN856

- Tube: Nitrile
- Reinforcement: Four spirals of high tensile steel
- Cover: Black, oil, abrasion and weather resistant synthetic rubber, MSHA approved
- Temperature: -40°C to +121°C (-40°F to +250°F)
- Packaging: Coil length 200' continuous
- Application: Hydraulic systems with petroleum or water/glycol based fluids and for fuel and lubricating oils.



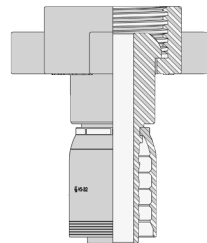
Part No.	I.D.		O.D.		Max W.P. (psi)	Minimum Burst Pressure (psi)	Minimum Bend Radius		Weight (lbs/ft)	ONE PIECE Non-Skive	One Piece Skive
	(in)	(in)	(mm)	(mm)			(in)	(mm)		COUPLINGS	COUPLINGS
NZ-12	3/4	1.26	32	6,100	24,400	11.0	280	1.03	N, V		
NZ-16	1	1.51	38.4	5,500	22,000	13.3	340	1.44	N, V		
NZ-20	1 1/4	1.78	45.2	5,000	20,000	18.1	460	1.68	N	VS	
NZ-24	1 1/2	2.09	53	4,300	17,200	22.0	560	2.24	N	VS	
NZ-32	2	2.66	67.6	3,600	14,400	27.5	700	3.08	N	VS	

INTEGRAL 1502 UNION FOR SPIRAL HOSE



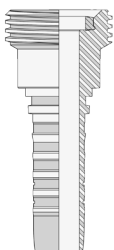
VS32-32FHU1502

Part No.	I.D. Inches
VS32-32FHU1502	2



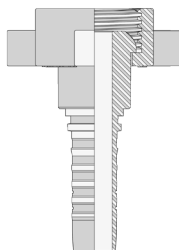
VS32-32MHU1502

Part No.	I.D. Inches
VS32-32MHU1502	2



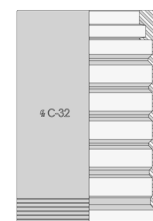
C32-32FHU1502

Part No.	I.D. Inches
C32-32FHU1502	2



C32-32MHU1502-NUT

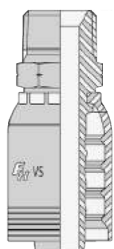
Part No.	I.D. Inches
C32-32MHU1502	2



C-32 Ferrule

Part No.	I.D. Inches
C-32	2

NPT MALE (API)



VS-MPA

Part No.	I.D. Inches
VS24-24MPA	1 1/2
VS32-32MPA	2



BOP HOSE



Application: Blow out preventor hose, used for hydraulic connection between the well control equipment and the control system.

Tube: Black Nitrile

Reinforcement: 2 wire steel braid

Cover: Wrapped pink neoprene

Temperature: -40°C to +121°C (-40°F to +250°F)

Part No.	I.D. Inches	Max W.P. PSI	Standard Lengths
DR20-038	3/8	3000	as requested
DR20-050	1/2	3000	as requested
DR20-075	3/4	3000	as requested
DR20-100	1	3000	as requested
DR20-125	1 1/4	3000	as requested

Part No.	I.D. Inches	Max W.P. PSI	Standard Lengths
DR26-050	1/2	5000	as requested
DR26-075	3/4	5000	as requested
DR26-100	1	5000	as requested
DR26-125	1 1/4	5000	as requested
DR26-150	1 1/2	5000	as requested
DR26-200	2	5000	as requested

ARMORED BOP HOSE



Application: Blow out preventor hose, used for hydraulic connection between the well control equipment and the control system.

Tube: Black Nitrile

Reinforcement: Braided/Spiral construction

Cover: Metal armored cover

Part No.	I.D. Inches	Max W.P. PSI	Standard Lengths
DR28-050	1/2	5000	as requested
DR28-075	3/4	5000	as requested
DR28-100	1	5000	as requested
DR28-125	1 1/4	5000	as requested
DR28-150	1 1/2	5000	as requested
DR28-200	2	5000	as requested



DR11 FRAC HOSE WITH PRO SHIELD



- Application: Oil/gas fracturing hose, for delivery of drilling water, mud, oil slurry mixtures and crude oil.
- Tube: Black smooth NITRILE rubber compound
- Reinforcement: High strength RAYON cord plies
- Cover: Black smooth, specially formulated synthetic rubber, to be used where a (HARC) Highly Abrasion Resistant Cover is required.
- Temperature: -32°C to 70°C (-25°F to 158°F)

Part No.	I.D. Inches	O.D. Inches	Max W.P. PSI	Weight (lbs./ft.)	Standard Lengths
DR11-300	3	3.62	400	2.40	400'
DR11-400	4	4.76	400	3.10	400'



DR12 FRAC HOSE WITH PRO SHIELD II



- Application: Oil/gas fracturing hose, for delivery of drilling water, mud, oil slurry mixtures and crude oil.
- Tube: Black smooth NITRILE rubber compound
- Reinforcement: High strength RAYON cord plies
- Cover: Black ultra smooth, polyethylene, high abrasion resistant rubber cover(HARC) that provides excellent weather and ozone protection for maximum abrasion resistance.
- Temperature: -32°C to 70°C (-25°F to 158°F)

Part No.	I.D. Inches	O.D. Inches	Max W.P. PSI	Weight (lbs./ft.)	Standard Lengths
DR12-300	3	3.58	400	2.40	400'
DR12-400	4	4.76	400	3.10	400'





DR13 FRAC HOSE WITH PRO SHIELD



Application: For delivery of brine, fracturing fluids, mild chemicals, petroleum waste, sediments, sludge, sand slurries, and water. Applicable in frac tank transfer, oil field waste recovery and general industrial environments.

Tube: Black seamless SBR blended compound
Reinforcement: High strength RAYON cord plies
Cover: Black, smooth synthetic High Abrasion Resistant rubber compounded to withstand oil traces, weather, and ozone.
Temperature: -40°C to +70°C (-40°F to +158°F)

Part No.	I.D. Inches	O.D. Inches	Max W.P.	Weight (lbs./ft.)	Standard Lengths
DR13-400	4	4.65	400	2.15	400'



DR14 FRAC HOSE WITH PRO SHIELD II



Application: For delivery of brine, fracturing fluids, mild chemicals, petroleum waste, sediments, sludge, sand slurries, and water. Applicable in frac tank transfer, oil field waste recovery and general industrial environments.

Tube: Black seamless SBR blended compound
Reinforcement: High strength RAYON cord plies
Cover: Black, ultra smooth, polyethylene, high abrasion resistant rubber cover (HARC) that provides excellent weather and ozone protection for maximum abrasion resistance.

Temperature: -32°C to +70°C (-25°F to +158°F)

Part No.	I.D. Inches	O.D. Inches	Max W.P.	Weight (lbs./ft.)	Standard Lengths
DR14-400	4	4.65	400	2.15	400'





FRAC HOSE FITTINGS



MALE 206 FRAC COUPLING

Part No.	I.D. Inches
FCM-400	4



FEMALE 206 FRAC COUPLING

Part No.	I.D. Inches
FCF-400	4



FERRULE

Part No.	I.D. Inches
FCCF-400460-PS	4



WINGNUT & O-RING

Part No.	Desc.	I.D. Inches
FCW-400	4" 206 FRAC Wing Nut	4
FCO-400	4" FRAC O-Ring (Buna-N)	4



MALE FRAC PLATED STEEL NPT THREAD

Part No.	Hose Size
FCCM-400459-PS	4



REPLACEMENT WING NUT

Part No.	I.D. Inches
FTRWN-400	4
FTRWN-800	8




Figure 206

HAMMER UNIONS

Part No.	Size
HUT206-100	1
HUT206-125	1¼
HUT206-150	1½
HUT206-200	2
HUT206-250	2½
HUT206-300	3
HUT206-400	4
HUT206-600	6
HUT206-800	8
HUT206-1000	10

For Hammer Unions see Page T28



DR30 FRAC TANK HOSE



Application: Connection of frac tank manifolds and systems used for the delivery and recovery of drilling water, frac solutions, and water based slurries where extreme flexibility and low force to bend is required.

Tube: Black smooth synthetic rubber compound

Reinforcement: High strength RAYON cord plies & embedded helix wire. Cover: Black corrugated, high grade synthetic rubber compounded for excellent resistance to weather and ozone.

Temperature: -32°C to 70°C (-25°F to 158°F)

Part No.	I.D. Inches	Max W.P. PSI	Weight (lbs./ft.)	Standard Lengths
DR30-800	8	50	5.98	Bulk
DR30-800-40SC	8	50	5.98	40'
DR30-800-48SC	8	50	5.98	48'
DR30-800-60SC	8	50	5.98	60'

FRAC TANK HOSE FITTINGS



MALE FRAC TANK COUPLING

Part No.	I.D. Inches
FTCM-600	6
FTCM-800	8



FRAC TANK THREADED BLIND

Part No.	I.D. Inches
FTTB-600	6
FTTB-800	8



TANK STANDARD WELD ON TANK SUB

Part No.	I.D. Inches
FTWTS-600	6
FTWTS-800	8



TANK STANDARD WING NUT

Part No.	I.D. Inches
FTWN-600	6
FTWN-800	8



PE08 CORRUGATED OIL FIELD VACUUM HOSE



Application: Tank truck service, including oil field vacuum truck, where full suction or rated working pressures are required. Ideal for applications handling crude oil, salt and fresh water, tank bottoms, drilling mud, dilute solutions of hydrochloric acids, diesel fuels and sewage transfer.

Tube: Black smooth synthetic rubber compound

Reinforcement: Synthetic yarn with a steel wire helix

Cover: Black corrugated

Temperature: -40°C to +66°C (-40°F to +150°F)

Part No.	I.D. Inches	O.D. Inches	Max W.P. PSI	Bend Radius Inches	Weight (lbs./ft.)	Standard Lengths
PE08-200	2	2.47	150	5.0	0.88	100'/200'
PE08-300	3	3.52	150	7.5	1.41	100'/200'
PE08-400	4	4.52	150	9.8	2.39	100'/200'
PE08-600	6	6.67	150	18.1	4.50	100'/200'
PE08-800	8	8.86	150	24.0	7.85	100'/200'

PE10 PETRO-FLEX CORRUGATED TANK TRUCK HOSE



Application: For use with petroleum based products with aromatic content up to 50%. An all purpose petroleum suction and discharge hose. For tank truck & in plant operations to transfer gasoline, kerosene, diesel, fats, grease, animal and vegetable oils - may also be used for hydraulic suction and return lines. Rated full vacuum.

Tube: Black smooth synthetic rubber compound

Reinforcement: Synthetic yarn with a double wire helix

Cover: Black corrugated

Temperature: -35°C to +100°C (-31°F to +212°F)

Part No.	I.D. Inches	O.D. Inches	Max W.P. PSI	Bend Radius Inches	Weight (lbs./ft.)	Standard Lengths
PE10-100	1	1.42	150	2.0	0.54	100'
PE10-125	1¼	1.70	150	2.5	0.67	100'
PE10-150	1½	1.95	150	3.0	0.84	100'
PE10-200	2	2.50	150	4.2	1.10	100'/200'
PE10-250	2½	3.03	150	5.0	1.41	100'
PE10-300	3	3.56	150	6.0	1.72	100'/200'
PE10-400	4	4.60	150	12.0	2.27	100'/200'
PE10-600	6	6.77	150	18.1	4.77	100'/200'
PE10-800	8	8.85	150	20.1	6.02	100'



PE18 PETRO-FLEX 300 HD TANK TRUCK HOSE



Application: Premium high pressure petroleum transfer hose for handling ethanol blend, gasoline, oils, and other petroleum products at higher working pressures.

Tube: Black smooth synthetic rubber compound


Reinforcement: Spiral-plies fabric with wire helix

Cover: SBR

Temperature: -37°C to +82°C (-35°F to +180°F)

Part No.	I.D. Inches	O.D. Inches	Max W.P. PSI	Bend Radius Inches	Weight (lbs./ft.)	Standard Lengths
PE18-200	2	2.59	300	5.0	1.44	100'
PE18-300	3	3.65	300	7.0	2.39	100'
PE18-400	4	4.83	300	10.0	3.76	100'
PE18-500	5	5.91	300	20.0	5.34	100'
PE18-600	6	6.91	300	24.0	6.31	100'

PE20 TANK TRUCK DROP HOSE



Application: Gasoline tank truck gravity drop hose for such items as naphtha, kerosene, light and heavy oil, diesel and up to 15% gasohol.

Tube: Nitrile

Reinforcement: Synthetic yarn with static grounding wire

Cover: Flexible orange PVC helix

Temperature: -34°C to +60°C (-30°F to +140°F)

Part No.	I.D. Inches	O.D. Inches	Max W.P. PSI@72°F	Bend Radius @72°F Inches	Vacuum Hg.@72°F	Weight (lbs./ft.)	Standard Lengths
PE20-200	2	2.68	66	5.0	29.8	1.13	100'
PE20-300	3	3.68	66	6.0	29.8	1.37	100'
PE20-400	4	4.82	66	8.0	29.8	2.16	100'



WA20 BLACK IRON RIVER (OROFLEX 10 STYLE)



Application: A premium high pressure rubber layflat hose, suited ideally for mining, construction, agriculture, water jetting, dewatering, industrial wash down, and submersible pump discharge applications. This hose has excellent abrasion and weathering resistance and limited oil resistance.

Tube: Black ribbed abrasion and oil resistant nitrile rubber

Reinforcement: Circular woven polyester yarns

Cover: Black abrasion, weather and oil resistant nitrile rubber

Temperature: -20°C to +82°C (-4°F to +180°F)

Part No.	I.D. Inches	O.D. Inches	Max W.P. PSI	Weight (lbs./ft.)	Standard Lengths
WA20-150	1½	1.70	200	0.21	300'
WA20-200	2	2.24	200	0.30	300'
WA20-250	2½	2.75	175	0.42	300'
WA20-300	3	3.28	175	0.46	300'
WA20-400	4	4.28	150	0.64	300'
WA20-600	6	6.34	150	1.11	300'
WA20-800	8	8.34	150	1.51	300'
WA20-1000	10	10.36	150	2.50	50'/100'
WA20-1200	12	12.42	150	3.92	50'/100'

WA20 BLACK IRON RIVER ASSEMBLIES



Part No.	Hose Size	Fitting A	Fitting B	Length (ft)	Attaching Method
WA20-150CE50	1½	C	E	50	Preform Clamp
WA20-200CE50	2	C	E	50	Preform Clamp
WA20-300CE50	3	C	E	50	Preform Clamp
WA20-400CE50	4	C	E	50	Preform Clamp
WA20-600CE50	6	C	E	50	Preform Clamp
WA20-800CE50	8	C	E	50	Perform Clamp

* Call for other lengths, fitting and crimping/clamping combinations.



WA22 YELLOW IRON RIVER (OROFLEX 10 STYLE)



Application: A premium high pressure rubber layflat hose, suited ideally for mining, construction, agriculture, water jetting, dewatering, industrial wash down, and submersible pump discharge applications. This hose has excellent abrasion and weathering resistance and limited oil resistance

Tube: Yellow ribbed abrasion and oil resistant nitrile rubber.

Reinforcement: Spiral-plies fabric with wire helix

Cover: Yellow abrasion, weather and oil resistant nitrile rubber.

Branding: FLEXTRAL WA22-200 2" IRON RIVER DISCHARGE HOSE 200 PSI MAX WP

Temperature: -20°C to +82°C (-4°F to +180°F)

Part No.	I.D. Inches	O.D. Inches	Max W.P. PSI	Weight (lbs./ft.)	Standard Lengths
WA22-100	1	1.17	300	0.14	300'
WA22-150	1½	1.68	200	0.21	300'
WA22-200	2	2.18	200	0.30	300'
WA22-250	2½	2.66	175	0.42	300'
WA22-300	3	3.21	175	0.46	300'
WA22-400	4	4.25	150	0.64	300'
WA22-600	6	6.36	150	1.11	300'
WA22-800	8	8.36	150	1.51	300'
WA22-1000	10	10.36	150	2.50	50'/100'
WA22-1200	12	12.42	150	3.92	50'/100'

WA22 YELLOW IRON RIVER ASSEMBLIES



Part No.	Hose Size	Fitting A	Fitting B	Length (ft)	Attaching Method
WA22-150CE50	1½	C	E	50	Preform Clamp
WA22-200CE50	2	C	E	50	Preform Clamp
WA22-300CE50	3	C	E	50	Preform Clamp
WA22-400CE50	4	C	E	50	Preform Clamp
WA22-600CE50	6	C	E	50	Preform Clamp
WA22-800CE50	8	C	E	50	Perform Clamp

* Call for other lengths, fitting and crimping/clamping combinations.



WA50 HD RUBBER SUCTION & DISCHARGE HOSE



Application: A heavy duty rubber suction hose for construction, quarries, mining, dewatering, heavy duty applications, and general use. Suitable for full vacuum.

Tube: Black smooth rubber

Reinforcement: Synthetic yarn with a wire helix

Cover: Black smooth abrasion resistant rubber

Branding: FLEXTRAL WA50-200 2" RUBBER WATER SUCTION HOSE 150 PSI MAX WP

Temperature: -32°C to +85°C (-25°F to +185°F)

Part No.	I.D. Inches	O.D. Inches	Max W.P. PSI@70°F	Bend Radius Inches	Vacuum (Hg.)	Weight (lbs./ft.)	Standard Lengths
WA50-075	3/4	1.22	150	3.0	29	0.48	100'
WA50-100	1	1.38	150	6.0	29	0.49	100'
WA50-125	1 1/4	1.72	150	6.0	29	0.75	100'
WA50-150	1 1/2	1.89	150	6.5	29	0.80	100'
WA50-200	2	2.44	150	8.0	29	1.10	100'
WA50-250	2 1/2	2.95	150	10.0	29	1.75	100'
WA50-300	3	3.46	150	12.0	29	2.24	100'
WA50-400	4	4.53	150	18.0	29	2.79	100'
WA50-500	5	5.68	150	26.0	29	3.25	100'
WA50-600	6	6.54	150	31.0	29	5.75	20'/100'
WA50-800	8	8.82	150	42.0	29	6.59	20'/100'
WA50-1000	10	10.91	150	50.0	29	10.25	20'
WA50-1200	12	12.87	150	60.0	29	13.50	20'



WA60 GREEN PVC SUCTION HOSE



Application: Economical/flexible suction hose for construction pumps, septic, agricultural, and general water service.

Tube: Green PVC

Reinforcement: PVC helix


Cover: Green PVC

Temperature: -10°C to +70°C (-0°F to +158°F)

Part No.	I.D. Inches	O.D. Inches	Vacuum Inches Hg.@70°F	Max W.P. PSI@70°F	Weight (lbs./ft.)	Standard Lengths
WA60-075	¾	0.98	Full	130	0.18	100'
WA60-100	1	1.24	Full	106	0.25	100'
WA60-125	1¼	1.53	Full	99	0.32	100'
WA60-150	1½	1.78	Full	89	0.37	100'
WA60-200	2	2.32	Full	79	0.61	100'
WA60-250	2½	2.85	Full	65	0.87	100'
WA60-300	3	3.41	Full	65	1.08	100'
WA60-400	4	4.46	Full	55	1.69	100'
WA60-500	5	5.58	28	50	2.36	100'
WA60-600	6	6.57	28	47	3.05	100'
WA60-800	8	8.92	28	40	6.35	20'
WA60-1000	10	10.93	28	35	8.75	20'



WA65 FLEX-LINE SR



Application: Heavy duty extra flexible suction and discharge hose for use in water service, dewatering, fish suction, general service and rental/construction.

Tube: Green PVC

Reinforcement: Synthetic yarn

Cover: Flexible orange PVC helix

Temperature: --25°C to +60°C (-13°F to +140°F)

Part No.	I.D. Inches	O.D. Inches	Max W.P. PSI@70°F	Bend Radius @70°F	Vacuum Hg.@70°F	Weight (lbs./ft.)	Standard Lengths
WA65-150	1½	2.03	110	2.5"	28.0	.47	100'
WA65-200	2	2.60	110	4.0"	28.0	.70	100'
WA65-300	3	3.70	100	6.3"	28.0	1.13	100'
WA65-400	4	4.78	75	7.1"	28.0	1.74	100'
WA65-500	5	6.04	70	9.0"	28.0	2.97	100'
WA65-600	6	7.17	70	10.2"	28.0	3.88	100'
WA65-800	8	9.34	60	15.7"	28.0	5.54	20'
WA65-1000	10	11.63	40	24.8"	28.0	8.68	20'
WA65-1200	12	13.66	28	45.0"	25.0	10.30	20'

* Clockwise / Right Hand Helix



WA80 EPDM FLEX-TUFF GREEN/RED/BLUE HOSE



Application: Lightweight & flexible with abrasion resistant cover for septic handling, liquid waste, slurries, liquid and dry chemicals, agricultural liquid, dry fertilizers, grains, seeds, water transfer, mining, construction, rental equipment, sewer cleaning and plant maintenance.

Tube: Black smooth EPDM

Cover: Convoluted green polyethylene helix.

Temperature: -40°C to +71°C (-40°F to +160°F)

Part No.	I.D. Inches	O.D. Inches	Max W.P. PSI@70°F	Bend Radius @70°F	Vacuum Hg.@70°F	Weight (lbs./ft.)	Standard Lengths
WA80-100	1	1.40	65	2.0"	29	0.28	100'
WA80-125	1¼	1.63	60	3.0"	29	0.33	100'
WA80-150	1½	1.93	50	3.0"	29	0.44	100'
WA80-200	2	2.51	50	5.0"	29	0.67	100'
WA80-250	2½	3.07	45	5.5"	29	0.95	100'
WA80-300	3	3.60	45	7.0"	29	1.14	100'
WA80-400	4	4.70	40	11.5"	29	1.84	100'
WA80-600	6	6.85	30	20.0"	28	3.07	100'

*GR indicates the color Green, for other colors change the suffix to the following: BL-Blue and RD-Red.



CH10 HIGH-CHEM HOSE



Application: Recommended for tank truck, barge, ship, chemical processing, in plant, blenders or tank storage. Transfer for a variety of chemical products. Flexible with an extra tough cover to survive the most extreme applications.

Tube: UHMWPE backed with a layer of rubber

Reinforcement: Synthetic yarn with a double wire helix

Cover: Green EPDM

Branding: FLEXTRAL CH10-200 2" UHMW HIGH-CHEM 250 PSI MAX MADE IN USA.

Temperature: -40°C to +80°C (-40° to +180°)

Max. temperature limit of 180°F for most chemicals

Part No.	ID inches	OD inches	Max W.P. PSI	Bend Radius	Weight lb/ft	Standard Lengths
CH10-100	1	1.47	250	4.0	0.53	100'
CH10-125	1-1/4	1.78	250	4.0	0.75	100'
CH10-150	1-1/2	2.08	250	4.0	0.96	100'
CH10-200	2	2.58	250	6.0	1.30	100'
CH10-250	2-1/2	3.13	200	8.0	1.77	100'
CH10-300	3	3.66	200	9.0	2.09	100'
CH10-400	4	4.70	150	12.0	2.92	100'



MH30 DRY MATERIAL DISCHARGE HOSE



Application: Discharge hose used for dry bulk discharge including, limestone, ground silica, chalk, china-clay and dry cement.
 Tube: Black abrasion resistant, static conductive SBR/NR
 Reinforcement: Synthetic yarn
 Cover: Black, synthetic rubber
 Branding: FLEXTRAL MH30-400 4" DRY MATERIAL DISCHARGE 3/16" TUBE 60 PSI MAX WP
 Temperature: -23°C to +82°C (-10°F to +180°F)

Part No.	I.D. Inches	O.D. Inches	Max W.P. PSI	Tube Gauge	Weight (lbs./ft.)	Standard Lengths
MH30-400A	4	4.47	60	1/8	1.69	100'
MH30-400B	4	4.50	60	3/16	2.21	100'
MH30-400C	4	4.73	60	1/4	2.69	100'
MH30-450A	4 1/2	5.00	60	1/8	1.75	100'
MH30-450B	4 1/2	5.12	60	3/16	2.20	100'
MH30-500A	5	5.62	60	1/8	2.09	100'
MH30-500B	5	5.63	60	3/16	2.50	100'

Other tube thickness available on request. Minimum run required

MH35 HOT AIR BLOWER HOSE



Application: For conveying hot air to tanks on dry bulk material systems. Rated for full vacuum.
 Tube: EPDM; Resists heat developed by blower
 Reinforcement: A high tensile wire helix, between synthetic yarn
 Cover: Brown heat & weather resistant EPDM rubber
 Branding: FLEXTRAL MH35-300 3" HOT AIR BLOWER HOSE 150 PSI MAX WP
 Temperature: -34°C to +177°C (-30°F to +350°F)

Part No.	I.D. Inches	O.D. Inches	Max W.P. PSI	Bend Radius Inches	Weight (lbs./ft.)	Standard Lengths
MH35-300	3	3.56	150	15	2.00	100'
MH35-400	4	4.63	150	18	2.80	100'



AR60 WIRE REINFORCED AIR HOSE



Application: High pressure air service for mining, construction, rental and industrial use. More resistant to external abuse than textile air hose.
 Tube: Black oil mist resistant synthetic rubber
 Reinforcement: Layers of high tensile steel wire
 Cover: Yellow cut & gouge resistant synthetic rubber with red stripe
 Branding: FLEXTRAL AR60-200 2" WIRE REINFORCED AIR HOSE 600 PSI MAX WP
 Temperature: -40°C to +85°C (-40°F to +185°F)

Part No.	I.D. Inches	O.D. Inches	Max W.P. PSI	Weight (lbs / ft)	Standard Lengths
AR60-050	1/2	0.91	750	0.34	50'/100'
AR60-075	3/4	1.14	750	0.44	50'/100'
AR60-100	1	1.44	750	0.65	50'/100'
AR60-125	1 1/4	1.81	650	1.03	50'/100'
AR60-150	1 1/2	2.05	650	1.40	50'/100'
AR60-200	2	2.60	600	1.88	50'/100'
AR60-250	2 1/2	3.15	500	2.57	50'/100'
AR60-300	3	3.70	450	3.35	50'/100'
AR60-400	4	4.88	400	4.70	50'/100'



AR61 WIRE REINFORCED AIR - HTHD HOSE



Application: High temperature, heavy duty, high pressure air hose for mining, construction, rental and industrial use. Extreme abrasion resistance for the toughest applications.

Tube: Black; oil and heat resistant synthetic rubber

Reinforcement: Layers of high tensile steel wire

Cover: Black; abrasion, weathering and oil resistant carboxilated nitrile

Branding: FLEXTRAL AR61-200 1" WIRE REINFORCED AIR - HEAVY DUTY 600 PSI MAX WP

Temperature: -30°C to +149°C (-22°F to +300°F)

Part No.	I.D. Inches	O.D. Inches	Max W.P. PSI	Weight (lbs / ft)	Standard Lengths
AR61-100	1	1.50	600	0.63	50'/100'
AR61-125	1¼	1.77	600	0.77	50'/100'
AR61-150	1½	2.18	600	1.43	50'/100'
AR61-200	2	2.74	600	1.85	50'/100'
AR61-250	2½	3.24	600	2.24	50'/100'
AR61-300	3	3.75	600	2.96	50'/100'
AR61-400	4	4.94	600	4.82	50'/100'



PRESSURE WASHER HOSE

PROJET® 4000 4000 PSI Pressure Wash

Application: Pressure wash equipment and agricultural spraying
 Tube: Seamless, black synthetic rubber
 Reinforcement: One braid of high tensile steel wire
 Cover: Smooth abrasion & weather resistant synthetic rubber, Blue
 Temperature: -29°C to +121°C (-20°F to +250°F)
 Packaging: 50' 100' 150' 200' Bulk Reels



PART NUMBER	HOSE I.D.		HOSE O.D.		MAXIMUM WORKING PRESSURE (psi)	MINIMUM BEND RADIUS		WEIGHT (lbs/ft)	ONE PIECE	COVER
	(in)	(mm)	(in)	(mm)		(in)	(mm)		COUPLINGS	
PJ4-04BLM	1/4	0.48	12.2	4,000	2.9	75	0.19	E	Smooth	
PJ4-06BLM	3/8	0.61	15.5	4,000	3.5	90	0.24	E	Smooth	

ULTRAJET® 4000 Oil Resistant Pressure Wash

Application: Pressure Wash equipment where maximum abrasion or oil/fat resistance is required
 Tube: Seamless, black synthetic rubber
 Reinforcement: One braid of high tensile steel wire
 Cover: Yellow smooth ultra abrasion resistant synthetic rubber, RMA Class A
 Temperature: -29°C to +121°C (-20°F to +250°F)
 Packaging: 50' 100' 150' 200' Bulk Reels



PART NUMBER	HOSE I.D.		HOSE O.D.		MAXIMUM WORKING PRESSURE (psi)	MINIMUM BEND RADIUS		WEIGHT (lbs/ft)	ONE PIECE	COVER
	(in)	(mm)	(in)	(mm)		(in)	(mm)		COUPLINGS	
UJ4-06YWM	3/8	0.61	15.5	4,000	3.5	90	0.24	E	Smooth	

SUPERJET® 6000 6000 PSI Pressure Wash

Application: Pressure wash equipment and agricultural spraying
 Tube: Seamless, black synthetic rubber
 Reinforcement: Two braids of high tensile steel wire
 Cover: Wrapped abrasion & weather resistant synthetic rubber, Black, Blue or Gray
 Temperature: -29°C to +121°C (-20°F to +250°F)
 Packaging: 50' 100' 150' 200' Bulk Reels



PART NUMBER	HOSE I.D.		HOSE O.D.		MAXIMUM WORKING PRESSURE (psi)	MINIMUM BEND RADIUS		WEIGHT (lbs/ft)	ONE PIECE	COVER
	(in)	(mm)	(in)	(mm)		(in)	(mm)		COUPLINGS	
SJ6-06BK	3/8	0.673	17.1	6,000	3.5	90	0.29	E	Wrapped	
SJ6-06BL	3/8	0.673	17.1	6,000	3.5	90	0.29	E	Wrapped	
SJ6-06GY	3/8	0.673	17.1	6,000	3.5	90	0.29	E	Wrapped	



PART A



Aluminum Part A

Part No.	Size
AL -A050	1/2"
AL-A075	3/4
AL-A100	1
AL-A125	1 1/4
AL-A150	1 1/2
AL-A200	2
AL-A250	2 1/2
AL-A300	3
AL-A400	4
AL-A500	5
AL-A600	6
AL-A800	8

Brass Part A

Part No.	Size
BR-A050	1/2"
BR-A075	3/4
BR-A100	1
BR-A125	1 1/4
BR-A150	1 1/2
BR-A200	2
BR-A250	2 1/2
BR-A300	3
BR-A400	4

Stainless Part A

Part No.	Size
SS-A050	1/2"
SS-A075	3/4
SS-A100	1
SS-A125	1 1/4
SS-A150	1 1/2
SS-A200	2
SS-A250	2 1/2
SS-A300	3
SS-A400	4
SS-A500	5
SS-A600	6

PART B



Aluminum Part B

Part No.	Size
AL-B050	1/2"
AL-B075	3/4
AL-B100	1
AL-B125	1 1/4
AL-B150	1 1/2
AL-B200	2
AL-B250	2 1/2
AL-B300	3
AL-B400	4
AL-B500	5
AL-B600	6
AL-B800	8

Brass Part B

Part No.	Size
BR-B050	1/2"
BR-B075	3/4
BR-B100	1
BR-B125	1 1/4
BR-B150	1 1/2
BR-B200	2
BR-B250	2 1/2
BR-B300	3
BR-B400	4

Stainless Part B

Part No.	Size
SS-B050	1/2"
SS-B075	3/4
SS-B100	1
SS-B125	1 1/4
SS-B150	1 1/2
SS-B200	2
SS-B250	2 1/2
SS-B300	3
SS-B400	4
SS-B500	5
SS-B600	6



PART C



Aluminum Part C

Part No.	Size
AL-C050	1/2"
AL-C075	3/4
AL-C100	1
AL-C125	1 1/4
AL-C150	1 1/2
AL-C200	2
AL-C250	2 1/2
AL-C300	3
AL-C400	4
AL-C500	5
AL-C600	6
AL-C800	8

Brass Part C

Part No.	Size
BR-C050	1/2"
BR-C075	3/4
BR-C100	1
BR-C125	1 1/4
BR-C150	1 1/2
BR-C200	2
BR-C250	2 1/2
BR-C300	3
BR-C400	4

Stainless Part C

Part No.	Size
SS-C050	1/2"
SS-C075	3/4
SS-C100	1
SS-C125	1 1/4
SS-C150	1 1/2
SS-C200	2
SS-C250	2 1/2
SS-C300	3
SS-C400	4
SS-C500	5
SS-C600	6

PART D



Aluminum Part D

Part No.	Size
AL-D050	1/2"
AL-D075	3/4
AL-D100	1
AL-D125	1 1/4
AL-D150	1 1/2
AL-D200	2
AL-D250	2 1/2
AL-D300	3
AL-D400	4
AL-D500	5
AL-D600	6
AL-D800	8

Brass Part D

Part No.	Size
BR-D050	1/2"
BR-D075	3/4
BR-D100	1
BR-D125	1 1/4
BR-D150	1 1/2
BR-D200	2
BR-D250	2 1/2
BR-D300	3
BR-D400	4

Stainless Part D

Part No.	Size
SS-D050	1/2"
SS-D075	3/4
SS-D100	1
SS-D125	1 1/4
SS-D150	1 1/2
SS-D200	2
SS-D250	2 1/2
SS-D300	3
SS-D400	4
SS-D500	5
SS-D600	6



PART E



Aluminum Part E

Part No.	Size
AL-E050	1/2"
AL-E075	3/4
AL-E100	1
AL-E125	1 1/4
AL-E150	1 1/2
AL-E200	2
AL-E250	2 1/2
AL-E300	3
AL-E400	4
AL-E500	5
AL-E600	6
AL-E800	8

Brass Part E

Part No.	Size
BR-E050	1/2"
BR-E075	3/4
BR-E100	1
BR-E125	1 1/4
BR-E150	1 1/2
BR-E200	2
BR-E250	2 1/2
BR-E300	3
BR-E400	4

Stainless Part E

Part No.	Size
SS-E050	1/2"
SS-E075	3/4
SS-E100	1
SS-E125	1 1/4
SS-E150	1 1/2
SS-E200	2
SS-E250	2 1/2
SS-E300	3
SS-E400	4
SS-E500	5
SS-E600	6

PART F



Aluminum Part F

Part No.	Size
AL-F050	1/2"
AL-F075	3/4
AL-F100	1
AL-F125	1 1/4
AL-F150	1 1/2
AL-F200	2
AL-F250	2 1/2
AL-F300	3
AL-F400	4
AL-F500	5
AL-F600	6
AL-F800	8

Brass Part F

Part No.	Size
BR-F050	1/2"
BR-F075	3/4
BR-F100	1
BR-F125	1 1/4
BR-F150	1 1/2
BR-F200	2
BR-F250	2 1/2
BR-F300	3
BR-F400	4

Stainless Part F

Part No.	Size
SS-F050	1/2"
SS-F075	3/4
SS-F100	1
SS-F125	1 1/4
SS-F150	1 1/2
SS-F200	2
SS-F250	2 1/2
SS-F300	3
SS-F400	4
SS-F500	5
SS-F600	6



PART DP (DUST PLUG)



Aluminum Part DP

Part No.	Size
AL-DP050	1/2"
AL-DP075	3/4
AL-DP100	1
AL-DP125	1 1/4
AL-DP150	1 1/2
AL-DP200	2
AL-DP250	2 1/2
AL-DP300	3
AL-DP400	4
AL-DP500	5
AL-DP600	6

Brass Part DP

Part No.	Size
BR-DP050	1/2"
BR-DP075	3/4
BR-DP100	1
BR-DP125	1 1/4
BR-DP150	1 1/2
BR-DP200	2
BR-DP250	2 1/2
BR-DP300	3
BR-DP400	4

Stainless Part DP

Part No.	Size
SS-DP050	1/2"
SS-DP075	3/4
SS-DP100	1
SS-DP125	1 1/4
SS-DP150	1 1/2
SS-DP200	2
SS-DP250	2 1/2
SS-DP300	3
SS-DP400	4
SS-DP500	5
SS-DP600	6

PART DC (DUST CAP)



Aluminum Part DC

Part No.	Size
AL-DC050	1/2"
AL-DC075	3/4
AL-DC100	1
AL-DC125	1 1/4
AL-DC150	1 1/2
AL-DC200	2
AL-DC250	2 1/2
AL-DC300	3
AL-DC400	4
AL-DC500	5
AL-DC600	6

Brass Part DC

Part No.	Size
BR-DC050	1/2"
BR-DC075	3/4
BR-DC100	1
BR-DC125	1 1/4
BR-DC150	1 1/2
BR-DC200	2
BR-DC250	2 1/2
BR-DC300	3
BR-DC400	4

Stainless Part DC

Part No.	Size
SS-DC050	1/2"
SS-DC075	3/4
SS-DC100	1
SS-DC125	1 1/4
SS-DC150	1 1/2
SS-DC200	2
SS-DC250	2 1/2
SS-DC300	3
SS-DC400	4
SS-DC500	5
SS-DC600	6

PART DCL (LOCKING DUST CAP)



Aluminum Part DCL

Part No.	Size
AL-DCL200	2
AL-DCL300	3
AL-DCL400	4

Stainless Part DCL

Part No.	Size
SS-DCL200	2
SS-DCL300	3
SS-DCL400	4



COUPLER ADAPTER



Aluminum Reducer

Part No.	Size
AL-DA2015	2" x 1½"
AL-DA3020	3 x 2
AL-DA3040	3 x 4
AL-DA4020	4 x 2
AL-DA4030	4 x 3
AL-DA6030	6 x 3
AL-DA6040	6 x 4

Stainless Reducer

Part No.	Size
SS-DA3020	3" x 2"
SS-DA4020	4 x 2
SS-DA4030	4 x 3

DOUBLE SPOOL ADAPTER



Aluminum Reducer

Part No.	Size
AL-AA3020	3" x 2"
AL-AA4020	4 x 2
AL-AA4030	4 x 3
AL-AA6040	6 x 4

Stainless Reducer

Part No.	Size
SS-AA3020	3" x 2"
SS-AA4030	4 x 3

HANDLE, RING & PIN, SAFETY BUMPS



Security Chain with Hook

Part No.	Length
CSC-6	6"
CSC-12	12

Camlock Safety Lock Pins

These are specifically for use on camlocks with pin-holes drilled through the camlock body near the handle pins. Once inserted they will prevent the handle from opening.

Part No. _____

CSLP

Stainless Handle, Ring & Pin

Part No.	Size
SS-HRP075	½" - ¾"
SS-HRP100	1
SS-HRP200	1¼ - 2½
SS-HRP300	3 - 4
SS-HRP600	6

Brass Handle, Ring & Pin

Part No.	Size
BR-HRP075	½" - ¾"
BR-HRP100	1
BR-HRP200	1¼ - 2½
BR-HRP300	3 - 4
BR-HRP600	6



Safety Bump Dust Cap

Part No.	Size
SBDC-200	2"
SBDC-300	3"
SBDC-400	4"

Safety Bump Dust Plug

Part No.	Size
SBDP-200	2"
SBDP-300	3"
SBDP-400	4"

Safety Locks-Red

Part No.	Size
SL-200	2"
SL-300	3"
SL-400	4"



CRIMP-X CAMLOCKS

Features & Benefits

- 360° interlock groove on fitting locks ferrule into place for the ultimate in holding power.
- Serrations designed to grip, seal, and protect hose when crimped or banded.
- Crimped assemblies are low profile. Can achieve higher pressure than traditional style band clamps and eliminate sharp edges from clamp buckles.

Recommended Use

- Multi-purpose liquid, chemical, bulk handling.



Aluminum Part C

Size	Part No.
1"	AL-C100X
1½"	AL-C150X
2"	AL-C200X
3"	AL-C300X
4"	AL-C400X

Stainless Part C

Size	Part No.
1"	SS-C100X
1½"	SS-C150X
2"	SS-C200X
3"	SS-C300X
4"	SS-C400X



Aluminum Part E

Size	Part No.
1"	AL-E100X
1½"	AL-E150X
2"	AL-E200X
3"	AL-E300X
4"	AL-E400X

Stainless Part E

Size	Part No.
1"	SS-E100X
1½"	SS-E150X
2"	SS-E200X
3"	SS-E300X
4"	SS-E400X

CRIMP-X BAL-LOK



Size	Socket by Shank
3"	BLSS-300X
4"	BLSS-400X
6"	BLSS-600X
8"	BLSS-800X
10"	BLSS-1000X
12"	BLSS-1200X



Size	Ball by Shank (Lever Included)
3"	BLBS-300X
4"	BLBS-400X
6"	BLBS-600X
8"	BLBS-800X
10"	BLBS-1000X
12"	BLBS-1200X



CRIMP-X COMBINATION NIPPLES



**Plated Steel
NPT Thread**

Hose Size	Part No.
1"	CNT-100PSX
1¼"	CNT-125PSX
1½"	CNT-150PSX
2"	CNT-200PSX
2½"	CNT-250PSX
3"	CNT-300PSX
4"	CNT-400PSX
6"	CNT-600PSX

**316 Stainless
NPT Thread**

Hose Size	Part No.
1"	CNT-100-SSX
1¼"	CNT-125-SSX
1½"	CNT-150-SSX
2"	CNT-200-SSX
2½"	CNT-250-SSX
3"	CNT-300-SSX
4"	CNT-400-SSX
6"	CNT-600-SSX

CRIMP-X FLANGE



**Steel
150# Flange**

Hose Size	Part No.
3"	CNF-300
4"	CNF-400
6"	CNF-600
8"	CNF-800

CRIMP-X TURN BACK



**Steel
Turn back**

Hose Size	Part No.
3"	CNF-300
4"	CNF-400
6"	CNF-600
8"	CNF-800



PLATED STEEL CRIMP-X SLEEVES



Plated Steel Sleeves

Hose Size	Sleeve I.D. Inches	Decimal	Part No.
1	1 ²⁰ / ₆₄	1.31	CSX-100120-PS
1	1 ²⁴ / ₆₄	1.38	CSX-100124-PS
1	1 ²⁸ / ₆₄	1.44	CSX-100128-PS
1	1 ³² / ₆₄	1.50	CSX-100132-PS
1	1 ³⁶ / ₆₄	1.56	CSX-100136-PS
1	1 ⁴⁰ / ₆₄	1.63	CSX-100140-PS
1	1 ⁴⁴ / ₆₄	1.69	CSX-100144-PS
1	1 ⁴⁸ / ₆₄	1.75	CSX-100148-PS
1 1/4	1 ⁵² / ₆₄	1.81	CSX-125152-PS
1 1/4	2	2.00	CSX-125200-PS
1 1/2	1 ⁴⁸ / ₆₄	1.75	CSX-150148-PS
1 1/2	1 ⁵² / ₆₄	1.81	CSX-150152-PS
1 1/2	1 ⁵⁶ / ₆₄	1.88	CSX-150156-PS
1 1/2	1 ⁶⁰ / ₆₄	1.94	CSX-150160-PS
1 1/2	2	2.00	CSX-150200-PS
1 1/2	2 ⁴ / ₆₄	2.06	CSX-150204-PS
1 1/2	2 ⁸ / ₆₄	2.13	CSX-150208-PS
1 1/2	2 ¹² / ₆₄	2.19	CSX-150212-PS
1 1/2	2 ¹⁶ / ₆₄	2.25	CSX-150216-PS
1 1/2	2 ²⁰ / ₆₄	2.31	CSX-150220-PS
1 1/2	2 ²⁴ / ₆₄	2.38	CSX-150224-PS
2	2 ¹⁶ / ₆₄	2.25	CSX-200216-PS
2	2 ²⁴ / ₆₄	2.38	CSX-200224-PS
2	2 ²⁸ / ₆₄	2.44	CSX-200228-PS
2	2 ³² / ₆₄	2.50	CSX-200232-PS
2	2 ³⁶ / ₆₄	2.56	CSX-200236-PS
2	2 ⁴⁰ / ₆₄	2.63	CSX-200240-PS
2	2 ⁴⁴ / ₆₄	2.69	CSX-200244-PS
2	2 ⁴⁸ / ₆₄	2.75	CSX-200248-PS
2	2 ⁵² / ₆₄	2.81	CSX-200252-PS
2	2 ⁵⁶ / ₆₄	2.88	CSX-200256-PS
2	2 ⁶⁰ / ₆₄	2.94	CSX-200260-PS
2	3	3.00	CSX-200300-PS
2	3 ² / ₆₄	3.03	CSX-200302-PS
2 1/2	3	3.00	CSX-250300-PS
2 1/2	3 ⁸ / ₆₄	3.13	CSX-250308-PS
2 1/2	3 ¹⁶ / ₆₄	3.25	CSX-250316-PS
2 1/2	3 ²⁴ / ₆₄	3.38	CSX-250324-PS
2 1/2	3 ³² / ₆₄	3.50	CSX-250332-PS
2 1/2	3 ³⁴ / ₆₄	3.53	CSX-250334-PS

Plated Steel Sleeves

Hose Size	Sleeve I.D. Inches	Decimal	Part No.
3	3 ¹⁶ / ₆₄	3.25	CSX-300316-PS
3	3 ²⁴ / ₆₄	3.38	CSX-300324-PS
3	3 ²⁸ / ₆₄	3.44	CSX-300328-PS
3	3 ³² / ₆₄	3.50	CSX-300332-PS
3	3 ³⁶ / ₆₄	3.56	CSX-300336-PS
3	3 ⁴⁰ / ₆₄	3.63	CSX-300340-PS
3	3 ⁴⁴ / ₆₄	3.69	CSX-300344-PS
3	3 ⁴⁸ / ₆₄	3.75	CSX-300348-PS
3	3 ⁵² / ₆₄	3.81	CSX-300352-PS
3	3 ⁵⁶ / ₆₄	3.88	CSX-300356-PS
3	4	4.00	CSX-300400-PS
3	4 ² / ₆₄	4.03	CSX-300402-PS
4	4 ¹⁶ / ₆₄	4.25	CSX-400416-PS
4	4 ²⁴ / ₆₄	4.38	CSX-400424-PS
4	4 ³² / ₆₄	4.50	CSX-400432-PS
4	4 ³⁶ / ₆₄	4.56	CSX-400436-PS
4	4 ⁴⁰ / ₆₄	4.63	CSX-400440-PS
4	4 ⁴⁴ / ₆₄	4.69	CSX-400444-PS
4	4 ⁴⁸ / ₆₄	4.75	CSX-400448-PS
4	4 ⁵² / ₆₄	4.81	CSX-400452-PS
4	4 ⁵⁶ / ₆₄	4.88	CSX-400456-PS
4	4 ⁶⁰ / ₆₄	4.94	CSX-400460-PS
4	5	5.00	CSX-400500-PS
4	5 ² / ₆₄	5.03	CSX-400502-PS
6	6 ¹⁶ / ₆₄	6.25	CSX-600616-PS
6	6 ²⁴ / ₆₄	6.38	CSX-600624-PS
6	6 ³² / ₆₄	6.50	CSX-600632-PS
6	6 ⁴⁰ / ₆₄	6.63	CSX-600640-PS
6	6 ⁴⁸ / ₆₄	6.75	CSX-600648-PS
6	6 ⁵⁶ / ₆₄	6.88	CSX-600656-PS
6	7	7.00	CSX-600700-PS
6	7 ⁸ / ₆₄	7.13	CSX-600708-PS
6	7 ¹⁶ / ₆₄	7.25	CSX-600716-PS
6	7 ²⁴ / ₆₄	7.38	CSX-600724-PS
8	8 ³² / ₆₄	8.50	CSX-800832-PS
8	8 ⁴⁸ / ₆₄	8.75	CSX-800848-PS
8	9	9.00	CSX-800900-PS
8	9 ¹⁶ / ₆₄	9.25	CSX-800916-PS
8	9 ³² / ₆₄	9.50	CSX-800932-PS



ALUMINUM CRIMP-X SLEEVES



Aluminum Sleeves

Hose Size	Sleeve I.D. Inches	Decimal	Part No.
1	1 ²⁴ / ₆₄	1.36	CSX-100124-AL
1	1 ⁴⁸ / ₆₄	1.75	CSX-100148-AL
1½	2	2.00	CSX-150200-AL
1½	2 ¹² / ₆₄	2.19	CSX-150212-AL
2	2 ¹⁶ / ₆₄	2.25	CSX-200216-AL
2	2 ²⁸ / ₆₄	2.44	CSX-200228-AL
2	2 ⁴⁸ / ₆₄	2.75	CSX-200248-AL
2	3	3.00	CSX-200300-AL
2½	3	3.00	CSX-250300-AL
3	3 ²⁸ / ₆₄	3.44	CSX-300328-AL
3	3 ⁴⁸ / ₆₄	3.75	CSX-300348-AL
3	4	4.00	CSX-300400-AL
4	4 ³² / ₆₄	4.50	CSX-400432-AL
4	4 ⁵² / ₆₄	4.81	CSX-400452-AL
4	5 ⁸ / ₆₄	5.13	CSX-400508-AL
6	6 ³² / ₆₄	6.50	CSX-600632-AL
6	6 ⁵⁶ / ₆₄	6.88	CSX-600656-AL
6	7 ¹⁶ / ₆₄	7.25	CSX-600716-AL



304 STAINLESS STEEL CRIMP-X SLEEVES

Stainless Steel Sleeves



Hose Size	Sleeve I.D. Inches	Decimal	Part No.
1	1 ¹⁶ / ₆₄	1.25	CSX-100116-SS
1	1 ²⁰ / ₆₄	1.31	CSX-100120-SS
1	1 ²⁴ / ₆₄	1.38	CSX-100124-SS
1	1 ²⁸ / ₆₄	1.44	CSX-100128-SS
1	1 ³² / ₆₄	1.50	CSX-100132-SS
1	1 ³⁶ / ₆₄	1.56	CSX-100136-SS
1	1 ⁴⁰ / ₆₄	1.63	CSX-100140-SS
1	1 ⁴⁴ / ₆₄	1.69	CSX-100144-SS
1	1 ⁴⁸ / ₆₄	1.75	CSX-100148-SS
1 ¹ / ₄	1 ⁵⁶ / ₆₄	1.88	CSX-125156-SS
1 ¹ / ₄	2	2.00	CSX-125200-SS
1 ¹ / ₂	1 ⁵² / ₆₄	1.81	CSX-150152-SS
1 ¹ / ₂	1 ⁵⁶ / ₆₄	1.88	CSX-150156-SS
1 ¹ / ₂	1 ⁶⁰ / ₆₄	1.94	CSX-150160-SS
1 ¹ / ₂	2	2.00	CSX-150200-SS
1 ¹ / ₂	2 ⁴ / ₆₄	2.06	CSX-150204-SS
1 ¹ / ₂	2 ⁸ / ₆₄	2.13	CSX-150208-SS
1 ¹ / ₂	2 ¹² / ₆₄	2.19	CSX-150212-SS
1 ¹ / ₂	2 ¹⁶ / ₆₄	2.25	CSX-150216-SS
1 ¹ / ₂	2 ²⁰ / ₆₄	2.31	CSX-150220-SS
1 ¹ / ₂	2 ²⁴ / ₆₄	2.38	CSX-150224-SS
2	2 ¹⁶ / ₆₄	2.25	CSX-200216-SS
2	2 ²⁴ / ₆₄	2.38	CSX-200224-SS
2	2 ²⁸ / ₆₄	2.44	CSX-200228-SS
2	2 ³² / ₆₄	2.50	CSX-200232-SS
2	2 ³⁶ / ₆₄	2.56	CSX-200236-SS
2	2 ⁴⁰ / ₆₄	2.63	CSX-200240-SS
2	2 ⁴⁴ / ₆₄	2.69	CSX-200244-SS
2	2 ⁴⁸ / ₆₄	2.75	CSX-200248-SS
2	2 ⁵² / ₆₄	2.81	CSX-200252-SS
2	2 ⁵⁶ / ₆₄	2.88	CSX-200256-SS

Stainless Steel Sleeves

Hose Size	Sleeve I.D. Inches	Decimal	Part No.
2	2 ⁶⁰ / ₆₄	2.94	CSX-200260-SS
2	3	3.00	CSX-200300-SS
2	3 ² / ₆₄	3.03	CSX-200302-SS
2 ¹ / ₂	3	3.00	CSX-250300-SS
2 ¹ / ₂	3 ⁸ / ₆₄	3.13	CSX-250308-SS
2 ¹ / ₂	3 ¹⁶ / ₆₄	3.25	CSX-250316-SS
2 ¹ / ₂	3 ²⁴ / ₆₄	3.38	CSX-250324-SS
2 ¹ / ₂	3 ³² / ₆₄	3.50	CSX-250332-SS
2 ¹ / ₂	3 ³⁴ / ₆₄	3.53	CSX-250334-SS
3	3 ²⁴ / ₆₄	3.38	CSX-300324-SS
3	3 ²⁸ / ₆₄	3.44	CSX-300328-SS
3	3 ³² / ₆₄	3.50	CSX-300332-SS
3	3 ³⁶ / ₆₄	3.56	CSX-300336-SS
3	3 ⁴⁰ / ₆₄	3.63	CSX-300340-SS
3	3 ⁴⁴ / ₆₄	3.69	CSX-300344-SS
3	3 ⁴⁸ / ₆₄	3.75	CSX-300348-SS
3	3 ⁵² / ₆₄	3.81	CSX-300352-SS
3	3 ⁵⁶ / ₆₄	3.88	CSX-300356-SS
3	3 ⁶⁰ / ₆₄	3.94	CSX-300360-SS
3	4	4.00	CSX-300400-SS
3	4 ² / ₆₄	4.03	CSX-300402-SS
4	4 ³² / ₆₄	4.50	CSX-400432-SS
4	4 ³⁶ / ₆₄	4.56	CSX-400436-SS
4	4 ⁴⁰ / ₆₄	4.63	CSX-400440-SS
4	4 ⁴⁴ / ₆₄	4.69	CSX-400444-SS
4	4 ⁴⁸ / ₆₄	4.75	CSX-400448-SS
4	4 ⁵² / ₆₄	4.81	CSX-400452-SS
4	4 ⁵⁶ / ₆₄	4.88	CSX-400456-SS
4	4 ⁶⁰ / ₆₄	4.94	CSX-400460-SS
4	5	5.00	CSX-400500-SS
4	5 ² / ₆₄	5.03	CSX-400502-SS



PLATED STEEL CRIMP-X FERRULES



**Plated Steel
Ferrules**

Hose Size	Sleeve I.D. Inches	Decimal	Part No.
1½	1 ⁴⁸ / ₆₄	1.75	CFX-150148-PS
1½	1 ⁵² / ₆₄	1.81	CFX-150152-PS
1½	1 ⁵⁶ / ₆₄	1.88	CFX-150156-PS
1½	1 ⁶⁰ / ₆₄	1.94	CFX-150160-PS
1½	2	2.00	CFX-150200-PS
1½	2 ⁴ / ₆₄	2.06	CFX-150204-PS
1½	2 ⁸ / ₆₄	2.13	CFX-150208-PS
1½	2 ¹² / ₆₄	2.19	CFX-150212-PS
1½	2 ¹⁶ / ₆₄	2.25	CFX-150216-PS
1½	2 ²⁰ / ₆₄	2.31	CFX-150220-PS
2	2 ²⁴ / ₆₄	2.38	CFX-200224-PS
2	2 ²⁸ / ₆₄	2.44	CFX-200228-PS
2	2 ³² / ₆₄	2.50	CFX-200232-PS
2	2 ³⁶ / ₆₄	2.56	CFX-200236-PS
2	2 ⁴⁰ / ₆₄	2.63	CFX-200240-PS
2	2 ⁴⁴ / ₆₄	2.69	CFX-200244-PS
2	2 ⁴⁸ / ₆₄	2.75	CFX-200248-PS
2	2 ⁵² / ₆₄	2.81	CFX-200252-PS
2	2 ⁵⁶ / ₆₄	2.88	CFX-200256-PS

**Plated Steel
Ferrules**

Hose Size	Sleeve I.D. Inches	Decimal	Part No.
3	3 ²⁴ / ₆₄	3.38	CFX-300324-PS
3	3 ²⁸ / ₆₄	3.44	CFX-300328-PS
3	3 ³² / ₆₄	3.50	CFX-300332-PS
3	3 ³⁶ / ₆₄	3.56	CFX-300336-PS
3	3 ⁴⁰ / ₆₄	3.63	CFX-300340-PS
3	3 ⁴⁴ / ₆₄	3.69	CFX-300344-PS
3	3 ⁴⁸ / ₆₄	3.75	CFX-300348-PS
3	3 ⁵² / ₆₄	3.81	CFX-300352-PS
3	3 ⁵⁶ / ₆₄	3.88	CFX-300356-PS
3	3 ⁶⁰ / ₆₄	3.94	CFX-300360-PS
3	4	4.00	CFX-300400-PS
3	4 ⁴ / ₆₄	4.06	CFX-300404-PS
3	4 ⁸ / ₆₄	4.13	CFX-300408-PS
3	4 ¹² / ₆₄	4.19	CFX-300412-PS
4	4 ²⁴ / ₆₄	4.38	CFX-400424-PS
4	4 ²⁸ / ₆₄	4.44	CFX-400428-PS
4	4 ³² / ₆₄	4.50	CFX-400432-PS
4	4 ³⁶ / ₆₄	4.56	CFX-400436-PS
4	4 ⁴⁰ / ₆₄	4.63	CFX-400440-PS
4	4 ⁴⁴ / ₆₄	4.69	CFX-400444-PS
4	4 ⁴⁸ / ₆₄	4.75	CFX-400448-PS
4	4 ⁵² / ₆₄	4.81	CFX-400452-PS
4	4 ⁵⁶ / ₆₄	4.88	CFX-400456-PS
4	4 ⁶⁰ / ₆₄	4.94	CFX-400460-PS
4	5	5.00	CFX-400500-PS
4	5 ⁴ / ₆₄	5.06	CFX-400504-PS
4	5 ⁸ / ₆₄	5.13	CFX-400508-PS
4	5 ¹² / ₆₄	5.19	CFX-400512-PS
4	5 ¹⁶ / ₆₄	5.25	CFX-400516-PS
6	6 ³² / ₆₄	6.50	CFX-600632-PS
6	6 ⁴⁰ / ₆₄	6.63	CFX-600640-PS
6	6 ⁴⁸ / ₆₄	6.75	CFX-600648-PS
6	6 ⁵⁶ / ₆₄	6.88	CFX-600656-PS
6	7	7.00	CFX-600700-PS
6	7 ⁸ / ₆₄	7.13	CFX-600708-PS
6	7 ¹⁶ / ₆₄	7.25	CFX-600716-PS
6	7 ²⁴ / ₆₄	7.38	CFX-600724-PS
6	7 ³² / ₆₄	7.50	CFX-600732-PS



304 STAINLESS STEEL CRIMP-X FERRULES

Stainless Steel Ferrules

Hose Size	Sleeve I.D. Inches	Decimal	Part No.
1½	1 ⁴⁸ / ₆₄	1.75	CFX-150148-SS
1½	1 ⁵² / ₆₄	1.81	CFX-150152-SS
1½	1 ⁵⁶ / ₆₄	1.88	CFX-150156-SS
1½	1 ⁶⁰ / ₆₄	1.94	CFX-150160-SS
1½	2	2.00	CFX-150200-SS
1½	2 ⁴ / ₆₄	2.06	CFX-150204-SS
1½	2 ⁸ / ₆₄	2.13	CFX-150208-SS
1½	2 ¹² / ₆₄	2.19	CFX-150212-SS
1½	2 ¹⁶ / ₆₄	2.25	CFX-150216-SS
1½	2 ²⁰ / ₆₄	2.31	CFX-150220-SS
2	2 ²⁴ / ₆₄	2.38	CFX-200224-SS
2	2 ²⁸ / ₆₄	2.44	CFX-200228-SS
2	2 ³² / ₆₄	2.50	CFX-200232-SS
2	2 ³⁶ / ₆₄	2.56	CFX-200236-SS
2	2 ⁴⁰ / ₆₄	2.63	CFX-200240-SS
2	2 ⁴⁴ / ₆₄	2.69	CFX-200244-SS
2	2 ⁴⁸ / ₆₄	2.75	CFX-200248-SS
2	2 ⁵² / ₆₄	2.81	CFX-200252-SS
2	2 ⁵⁶ / ₆₄	2.88	CFX-200256-SS
3	3 ²⁴ / ₆₄	3.38	CFX-300324-SS
3	3 ²⁸ / ₆₄	3.44	CFX-300328-SS
3	3 ³² / ₆₄	3.50	CFX-300332-SS
3	3 ³⁶ / ₆₄	3.56	CFX-300336-SS
3	3 ⁴⁰ / ₆₄	3.63	CFX-300340-SS
3	3 ⁴⁴ / ₆₄	3.69	CFX-300344-SS
3	3 ⁴⁸ / ₆₄	3.75	CFX-300348-SS
3	3 ⁵² / ₆₄	3.81	CFX-300352-SS
3	3 ⁵⁶ / ₆₄	3.88	CFX-300356-SS
3	3 ⁶⁰ / ₆₄	3.94	CFX-300360-SS
3	4	4.00	CFX-300400-SS
3	4 ⁴ / ₆₄	4.06	CFX-300404-SS
3	4 ⁸ / ₆₄	4.13	CFX-300408-SS
3	4 ¹² / ₆₄	4.19	CFX-300412-SS
4	4 ²⁴ / ₆₄	4.38	CFX-400424-SS



Stainless Steel Ferrules

Hose Size	Sleeve I.D. Inches	Decimal	Part No.
4	4 ²⁸ / ₆₄	4.44	CFX-400428-SS
4	4 ³² / ₆₄	4.50	CFX-400432-SS
4	4 ³⁶ / ₆₄	4.56	CFX-400436-SS
4	4 ⁴⁰ / ₆₄	4.63	CFX-400440-SS
4	4 ⁴⁴ / ₆₄	4.69	CFX-400444-SS
4	4 ⁴⁸ / ₆₄	4.75	CFX-400448-SS
4	4 ⁵² / ₆₄	4.81	CFX-400452-SS
4	4 ⁵⁶ / ₆₄	4.88	CFX-400456-SS
4	4 ⁶⁰ / ₆₄	4.94	CFX-400460-SS
4	5	5.00	CFX-400500-SS
4	5 ⁴ / ₆₄	5.06	CFX-400504-SS
4	5 ⁸ / ₆₄	5.13	CFX-400508-SS
4	5 ¹² / ₆₄	5.19	CFX-400512-SS
4	5 ¹⁶ / ₆₄	5.25	CFX-400516-SS
6	6 ³² / ₆₄	6.50	CFX-600632-SS
6	6 ⁴⁰ / ₆₄	6.63	CFX-600640-SS
6	6 ⁴⁸ / ₆₄	6.75	CFX-600648-SS
6	6 ⁵⁶ / ₆₄	6.88	CFX-600656-SS
6	7	7.00	CFX-600700-SS
6	7 ⁸ / ₆₄	7.13	CFX-600708-SS
6	7 ¹⁶ / ₆₄	7.25	CFX-600716-SS
6	7 ²⁴ / ₆₄	7.38	CFX-600724-SS
6	7 ³² / ₆₄	7.50	CFX-600732-SS



COMBINATION NIPPLES



Plated Steel
NPT Thread

Hose Size	Part No.
1/2"	CNT-050-P
3/4"	CNT-075-P
1"	CNT-100-P
1 1/4"	CNT-125-P
1 1/2"	CNT-150-P
2"	CNT-200-P
2 1/2"	CNT-250-P
3"	CNT-300-P
4"	CNT-400-P
5"	CNT-500-P
6"	CNT-600-P
8"	CNT-800-P
10"	CNT-1000-P
12"	CNT-1200-P

316 Stainless
NPT Thread

Hose Size	Part No.
1/2"	CNT-050-SS
3/4"	CNT-075-SS
1"	CNT-100-SS
1 1/4"	CNT-125-SS
1 1/2"	CNT-150-SS
2"	CNT-200-SS
2 1/2"	CNT-250-SS
3"	CNT-300-SS
4"	CNT-400-SS
5"	-----
6"	CNT-600-SS
8"	CNT-800-SS
10"	CNT-1000-SS
12"	CNT-1200-SS

Aluminum
NPT Thread

Hose Size	Part No.
1/2"	CNT-050-AL
3/4"	CNT-075-AL
1"	CNT-100-AL
1 1/4"	CNT-125-AL
1 1/2"	CNT-150-AL
2"	CNT-200-AL
2 1/2"	CNT-250-AL
3"	CNT-300-AL
4"	CNT-400-AL
5"	-----
6"	-----
8"	-----

Brass
NPT Thread

Hose Size	Part No.
1/2"	CNT-050-BR
3/4"	CNT-075-BR
1"	CNT-100-BR
1 1/4"	CNT-125-BR
1 1/2"	CNT-150-BR
2"	CNT-200-BR
2 1/2"	CNT-250-BR
3"	CNT-300-BR
4"	CNT-400-BR
5"	-----
6"	-----
8"	-----

Grooved

Hose Size	Part No.
1/2"	-----
3/4"	-----
1"	CNG-100
1 1/4"	CNG-125
1 1/2"	CNG-150
2"	CNG-200
2 1/2"	CNG-250
3"	CNG-300
4"	CNG-400
5"	-----
6"	CNG-600
8"	CNG-800

Polypropylene
NPT Thread

Hose Size	Part No.
1/2"	CNT-050-PP
3/4"	CNT-075-PP
1"	CNT-100-PP
1 1/4"	CNT-125-PP
1 1/2"	CNT-150-PP
2"	CNT-200-PP
2 1/2"	CNT-250-PP
3"	CNT-300-PP
4"	CNT-400-PP
5"	-----
6"	-----
8"	-----
10"	-----
12"	-----



COMBINATION NIPPLES



Expander
Plated Steel

NPT Size	Hose Size	Part No.
3/4"	1"	CNT-075X100
1	1 1/4	CNT-100X125
1 1/4	1 1/2	CNT-125X150
1 1/2	2	CNT-150X200
2	2 1/2	CNT-200X250
2 1/2	3	CNT-250X300
3	4	CNT-300X400

Reducer
Plated Steel

NPT Size	Hose Size	Part No.
1"	3/4"	CNT-100X075
1 1/4	1	CNT-125X100
1 1/2	1 1/4	CNT-150X125
2	1 1/2	CNT-200X150
2 1/2	2	CNT-250X200
3	2 1/2	CNT-300X250
4	3	CNT-400X300

Beveled
Black Steel

Hose Size	Part No.
3/4"	CNB-075
1	CNB-100
1 1/4	CNB-125
1 1/2	CNB-150
2	CNB-200
2 1/2	CNB-250
3	CNB-300
4	CNB-400
6	CNB-600
8	CNB-800

Hose Menders
Plated Steel

Hose Size	Part No.	Hose Size	Part No.
1/2"	HM-050	3	HM-300
5/8	HM-067	4	HM-400
3/4	HM-075	5	HM-500
1	HM-100	6	HM-600
1 1/4	HM-125	8	HM-800
1 1/2	HM-150	10	HM-1000
2	HM-200	12	HM-1200
2 1/2	HM-250		



HAMMER UNIONS




Figure 100

Hose Size	Part No.
2	HUT100-200
2½	HUT100-250
3	HUT100-300
4	HUT100-400
6	HUT100-600
8	HUT100-800



Figure 200

Hose Size	Part No.
1	HUT200-100
1¼	HUT200-125
1½	HUT200-150
2	HUT200-200
2½	HUT200-250
3	HUT200-300
4	HUT200-400
6	HUT200-600
8	HUT200-800
10	HUT200-1000




Figure 206

Hose Size	Part No.
1	HUT206-100
1¼	HUT206-125
1½	HUT206-150
2	HUT206-200
2½	HUT206-250
3	HUT206-300
4	HUT206-400
6	HUT206-600
8	HUT206-800
10	HUT206-1000



Figure 602

Hose Size	Part No.
1	HUT602-100
1¼	HUT602-125
1½	HUT602-150
2	HUT602-200
3	HUT602-300
4	HUT602-400




Figure 1002

Hose Size	Part No.
1	HUT1002-100
1¼	HUT1002-125
1½	HUT1002-150
2	HUT1002-200
3	HUT1002-300
4	HUT1002-400





Figure 1502

Hose Size	Part No.
1	HUT1502-100
1½	HUT1502-125
2	HUT1502-200
3	HUT1502-300
4	HUT1502-400
5	HUT1502-500



BAL-LOK TYPE "B" (BAUER STYLE) COUPLINGS



Size		Socket by Shank	Ball by Shank (Lever Included)	Lever (Galvanized)	End Cap (Galvanized)	Gasket
inch	mm					
3	76	BLSS-300	BLBS-300	BLL-300	BLEC-300	BLG-300
4	108	BLSS-400	BLBS-400	BLL-400	BLEC-400	BLG-400
6	159	BLSS-600	BLBS-600	BLL-600	BLEC-600	BLG-600
8	194	BLSS-800	BLBS-800	BLL-800	BLEC-800	BLG-800
10	250	BLSS-1000	BLBS-1000	BLL-1000	BLEC-1000	BLG-1000
12	300	BLSS-1200	BLBS-1200	BLL-1200	BLEC-1200	BLG-1200

Size		Socket by Male NPT	Socket by Flange	Ball by Male NPT	Ball by Flange
inch	mm				
3	76	BLSM-300	BLSFL-300	BLBM-300	BLBFL-300
4	108	BLSM-400	BLSFL-400	BLBM-400	BLBFL-400
6	159	BLSM-600	BLSFL-600	BLBM-600	BLBFL-600
8	194	BLSM-800	BLSFL-800	BLBM-800	BLBFL-800
10	250	-----	BLSFL-1000	-----	BLBFL-1000
12	300	-----	BLSFL-1200	-----	BLBFL-1200

* Type "A" available. Call for price and availability.
Special crimp style available upon request.



BALL VALVES



Brass - Full Port


Size	Part No.	W.P. PSI
1/4	BV-025BRN	600
3/8	BV-038BRN	600
1/2	BV-050BRN	600
3/4	BV-075BRN	600
1	BV-100BRN	600
1 1/4	BV-125BRN	600
1 1/2	BV-150BRN	600
2	BV-200BRN	600
2 1/2	BV-250BRN	400
3	BV-300BRN	400
4	BV-400BRN	400

* 1/4" to 2" are CGA approved.



Stainless Steel - Full Port

Size	Part No.	W.P. PSI
1/4	BV-025SSN	1000
3/8	BV-038SSN	1000
1/2	BV-050SSN	1000
3/4	BV-075SSN	1000
1	BV-100SSN	1000
1 1/4	BV-125SSN	1000
1 1/2	BV-150SSN	1000
2	BV-200SSN	1000
3	BV-300SSN	1000



High Pressure Ball Valves (NPT Thread)

Size	Part No.	W.P. PSI
1/4	BV-025HPN	7250
3/8	BV-038HPN	7250
1/2	BV-050HPN	7250
3/4	BV-075HPN	5800
1	BV-100HPN	5800
1 1/4	BV-125HPN	5000
1 1/2	BV-150HPN	5000
2	BV-200HPN	5000

High Pressure Ball Valve (SAE Thread)

Size	Part No.	W.P. PSI
1/4	BV-025HPSAE	7250
3/8	BV-038HPSAE	7250
1/2	BV-050HPSAE	7250
3/4	BV-075HPSAE	5800
1	BV-100HPSAE	5800
1 1/4	BV-125HPSAE	5000
1 1/2	BV-150NPSAE	5000
2	BV-200HPSAE	5000



PX300 EXTENDED SERVICE HYDRAULIC HOSE

Exceeds the requirements of SAE 100R16 and EN857 2SC DIN 20022 2SN-ISO 1436 Type 2



- Application: Petroleum based hydraulic fluids, water, diesel fuel, lubricating oils, biodegradable hydraulic oils, fire resistant synthetic Polyol Esters.
- Tube: Nitrile
- Reinforcement: Two braids of ultra high tensile steel wire
- Cover: Smooth, black, high abrasion, oil and weather resistant synthetic rubber, MSHA approved.
- Temperature: -54°C to +121°C (-65°F to +250°F)
- Packaging: Reels/Coils

Part No.	I.D.	O.D.		Max W.P. (psi)	Minimum Burst Pressure (psi)	Minimum Bend Radius		Weight (lbs/ft)	One Piece COUPLINGS
	(in)	(in)	(mm)			(in)	(mm)		
PX300-04	1/4	0.56	14.2	5,800	23,200	1.9	48	0.20	E04-
PX300-06	3/8	0.72	18.3	5,000	20,000	2.5	63	0.30	E06-, N06-
PX300-08	1/2	0.85	21.5	4,395	17,580	3.3	85	0.36	E08-, N08-
PX300-10	5/8	0.97	24.7	3,700	14,800	3.9	98	0.48	E10-
PX300-12	3/4	1.13	28.6	3,190	12,760	4.5	115	0.61	E12-, NL12-
PX300-16	1	1.44	36.6	3,045	12,180	5.7	145	0.84	E16-, N16

* PX300 has been tested and approved for 1,000,000 impulse cycles at 133% of working pressure at 250°F.

EX 2SN TWO WIRE BRAID HOSE

Meets or exceeds the requirements of SAE 100R2AT-EN853 DIN 20022 2SN-ISO 1436 Type 2



- Application: Petroleum based hydraulic fluids, gasoline, water, diesel fuels and lubricating oils, biodegradable hydraulic oil, fire resistant synthetic polyol esters, USCG 1942-1 accepted.
- Tube: Nitrile
- Reinforcement: Two braids of high tensile steel wire
- Cover: Black, oil, abrasion and weather resistant synthetic rubber, MSHA approved
- Temperature: -40°C to +100°C (-40°F to +212°F), intermittent use up to +125°C (+257°F)
- Packaging: 1/4" - 1" Reels, 1 1/4" - 2" Coils

Part No.	I.D.	O.D.		Max W.P. (psi)	Minimum Burst Pressure (psi)	Minimum Bend Radius		Weight (lbs/ft)	One Piece COUPLINGS
	(in)	(in)	(mm)			(in)	(mm)		
EX-03	3/16	0.53	13.4	6,020	24,080	3.5	90	0.26	E
EX-04	1/4	0.59	15.1	5,805	23,220	3.9	100	0.26	E
EX-05	5/16	0.65	16.6	5,080	20,320	4.5	115	0.26	E
EX-06	3/8	0.75	19.1	5,000	20,000	5.0	130	0.37	E, N
EX-08	1/2	0.87	22.2	4,000	16,000	7.1	180	0.45	E, N
EX-10	5/8	1.00	25.4	3,625	14,500	7.9	200	0.54	E, N
EX-12	3/4	1.15	29.3	3,120	12,480	9.5	240	0.67	E, N
EX-16	1	1.50	38.1	2,395	9,580	11.8	300	0.98	E, N
EX-20	1 1/4	1.90	48.3	1,815	7,260	16.5	420	1.43	E, N
EX-24	1 1/2	2.14	54.3	1,305	5,220	19.7	500	1.61	E, N
EX-32	2	2.65	67.3	1,160	4,640	24.8	630	2.24	E, N



PX250-PS 2SC PRO-SHIELD® HOSE

Meets or exceeds the requirements of SAE 100R2AT-EN857
DIN 20022 2SN-ISO 1436 Type 2



- Tube: Nitrile
- Reinforcement: Two braids of high tensile steel wire
- Cover: Black, oil, high abrasion and weather resistant synthetic rubber, MSHA approved
Flextral ProShield cover is designed and tested to achieve up to double the abrasion resistance of standard industry covers.
- Temperature: -40°C to +100°C (-40°F to +212°F)
- Packaging: 1/4" - 1" Reels
- Application: High abrasion applications, petroleum based hydraulic fluids, gasoline, water, diesel fuels and lubricating oils, biodegradable hydraulic oil, fire resistant synthetic polyol esters, USCG 1942-1 accepted.

Part No.	I.D.		O.D.		Max W.P. (psi)	Minimum Burst Pressure (psi)	Minimum Bend Radius		Weight (lbs/ft)	One Piece COUPLINGS
	(in)	(in)	(in)	(mm)			(in)	(mm)		
PX250-04PS	1/4	.53	13.4	5,805	23,220	2.0	50	0.19	E	
PX250-05PS	5/16	.59	15.0	5,080	20,320	2.2	55	0.23	E	
PX250-06PS	3/8	.67	17.1	5,000	20,000	2.6	65	0.29	E, N	
PX250-08PS	1/2	.81	20.7	4,250	17,000	3.5	90	0.39	E, N	
PX250-10PS	5/8	.94	23.8	3,625	14,500	3.9	100	0.47	E, N	
PX250-12PS	3/4	1.09	27.7	3,125	12,500	4.7	120	0.55	E, N	
PX250-16PS	1	1.42	36.0	3,000	12,000	5.9	150	0.83	E, N	

PX250 2SC TWO WIRE BRAID HOSE

Meets or exceeds the requirements of SAE 100R2AT-EN857
DIN 20022 2SN-ISO 1436 Type 2



- Tube: Nitrile
- Reinforcement: Two braids of high tensile steel wire
- Cover: Black, oil, high abrasion and weather resistant synthetic rubber, MSHA approved
- Temperature: -40°C to +100°C (-40°F to +212°F)
- Packaging: 1/4" - 1" Reels
- Application: Petroleum based hydraulic fluids, gasoline, water, diesel fuels and lubricating oils, biodegradable hydraulic oil, fire resistant synthetic polyol esters, USCG 1942-1 accepted.

Part No.	I.D.		O.D.		Max W.P. (psi)	Minimum Burst Pressure (psi)	Minimum Bend Radius		Weight (lbs/ft)	One Piece COUPLINGS
	(in)	(in)	(in)	(mm)			(in)	(mm)		
PX250-04	1/4	.53	13.4	5,805	23,220	2.0	50	0.19	E	
PX250-05	5/16	.59	15.0	5,080	20,320	2.2	55	0.23	E	
PX250-06	3/8	.67	17.1	5,000	20,000	2.6	65	0.29	E, N	
PX250-08	1/2	.81	20.7	4,250	17,000	3.5	90	0.39	E, N	
PX250-10	5/8	.94	23.8	3,625	14,500	3.9	100	0.47	E, N	
PX250-12	3/4	1.09	27.7	3,125	12,500	4.7	120	0.55	E, N	
PX250-16	1	1.42	36.0	3,000	12,000	5.9	150	0.83	E, N	
PX250-20	1 1/4	1.65	41.9	2,250	9,000	8.25	210	1.09	E, N	



AXT 100R17 HOSE

Meets or exceeds the requirements of SAE 100R17



- Tube: Nitrile
- Reinforcement: 1/4" thru 3/8" One wire braid, 1/2" thru 1" Two wire braids
- Cover: Black, oil, abrasion and weather resistant synthetic rubber, MSHA approved
- Temperature: -40°C to +100°C (-40°F to +212°F), intermittent use up to +125°C (+257°F)
- Packaging: Reels
- Application: Petroleum based hydraulic fluids, gasoline, water, diesel fuels and lubricating oils, biodegradable hydraulic oil, fire resistant synthetic polyol esters, USCG 1942-1 accepted.

Part No.	I.D.		O.D.		Max W.P. (psi)	Minimum Burst Pressure (psi)	Minimum Bend Radius		Weight (lbs/ft)	One Piece COUPLINGS
	(in)	(mm)	(in)	(mm)			(in)	(mm)		
AXT-04	1/4	6.35	.48	12.2	3,000	12,000	2.0	51	0.12	E
AXT-06	3/8	9.52	.61	15.5	3,000	12,000	2.6	65	0.19	E
AXT-08	1/2	12.7	.81	20.7	3,000	12,000	3.5	90	0.24	E
AXT-10	5/8	15.88	.94	23.8	3,000	12,000	3.9	100	0.48	E, N
AXT-12	3/4	19.05	1.10	27.7	3,000	12,000	5.0	127	0.56	E, N
AXT-16	1	25.4	1.42	36.0	3,000	12,000	5.9	150	0.83	E, N

FH 100R5 TEXTILE COVER HIGH TEMP HOSE

Meets or exceeds performance requirements of SAE 100R5 and D.O.T. FMVSS 106



- Tube: Seamless, black, oil and heat resistant synthetic rubber
- Reinforcement: One braid of synthetic yarn and one braid of steel wire
- Cover: Blue, impregnated textile braid, oil and mildew resistant, MSHA approved
- Temperature: -40°C to +149°C (-40°F to +300°F) - petroleum bases fluids
-40°C to +107°C (-40°F to +225°F) - water/oil emulsions or water glycol solutions
-40°C to +42°C (-40°F to +180°F) - phosphate ester fluids
- Packaging: 3/16" - 5/8" Reels, 7/8" and higher 50' Coils
- Application: Used for high temperature, medium pressure hydraulic applications, diesel fuel and lubricating oils, USCG 1942-1 accepted.

Part No.	I.D.		O.D.		Max W.P. (psi)	Minimum Burst Pressure (psi)	Minimum Bend Radius		Weight (lbs/ft)	One Piece COUPLINGS	Re-Usable COUPLINGS
	(in)	(mm)	(in)	(mm)			(in)	(mm)			
FH-04	3/16	4.76	0.52	13.2	3,000	12,000	3.0	76	0.15	F	5R
FH-05	1/4	6.35	0.58	14.8	3,000	12,000	3.4	86	0.18	F	5R
FH-06	5/16	7.94	0.68	17.1	2,250	9,000	4.0	102	0.22	F	5R
FH-08	13/32	10.41	0.77	19.5	2,000	8,000	4.5	117	0.30	F	5R
FH-10	1/2	12.7	0.92	23.4	1,750	7,000	5.5	140	0.37	F	5R
FH-12	5/8	15.88	1.08	27.4	1,500	6,000	6.5	165	0.45	F	5R
FH-16	7/8	22.23	1.24	31.4	800	3,200	7.4	187	0.47	F	5R
FH-20	1 1/8	25.4	1.50	38.1	625	2,500	9.0	229	0.58	F	5R
FH-24	1 3/8	30.18	1.75	44.4	500	2,000	10.5	267	0.73	F	5R
FH-32	1 13/16	38.1	2.22	56.4	350	1,400	13.3	337	0.90	F	5R



HX 100R4 SUCTION / RETURN LINE HOSE

Meets or exceeds the requirements of SAE 100R4

- Tube: Seamless, black, oil and heat resistant synthetic rubber
- Reinforcement: Textile braided with spiral wire to prevent collapsing
- Cover: Black synthetic oil and heat resistant rubber, MSHA approved
- Temperature: -40°C to +100°C (-40°F to +212°F)
- Packaging: 100' coils
- Application: Petroleum and water base hydraulic fluids in suction lines or in low pressure return lines



Part No.	I.D.		O.D.		Max W.P. (psi)	Minimum Burst Pressure (psi)	Minimum Bend Radius		Weight (lbs/ft)	Vacuum HG (in)	One Piece COUPLINGS
	(in)	(in)	(mm)	(mm)			(in)	(mm)			
HX-12	3/4	1.14	29.0		300	1,200	5.0	127	0.41	28	E, N, HA
HX-16	1	1.47	37.4		250	1,000	6.0	152	0.51	28	E, N, HA
HX-20	1 1/4	1.77	45.0		200	800	8.0	203	0.61	28	E, N, HA
HX-24	1 1/2	2.08	53.0		150	600	10.0	254	0.70	28	E, N, HA
HX-32	2	2.44	62.0		100	400	12.0	305	0.90	28	E, N, HA

HH 100R4 HIGH-TEMP SUCTION / RETURN LINE HOSE

Meets or exceeds the requirements of SAE 100R4

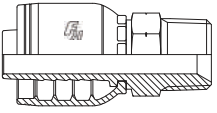
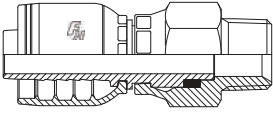
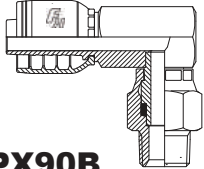
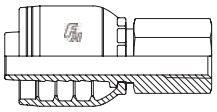
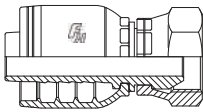
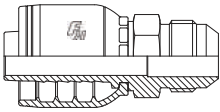
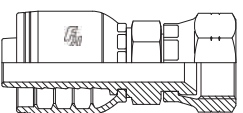
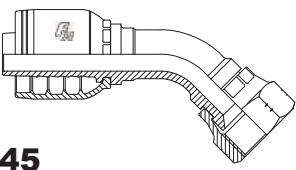
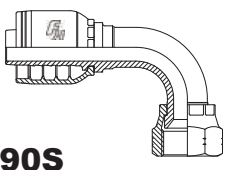
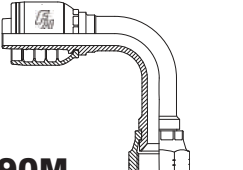
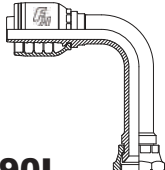
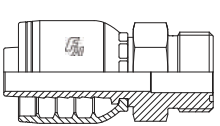
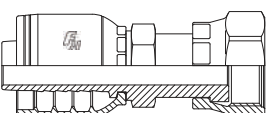
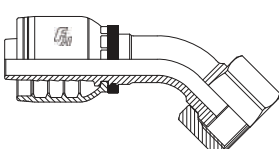
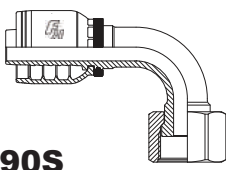
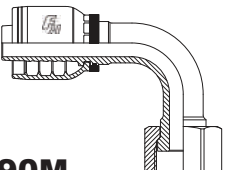
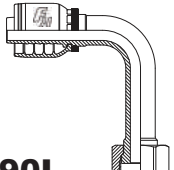
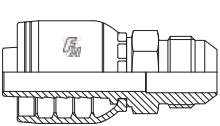

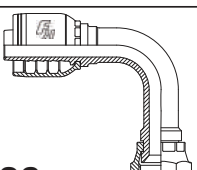
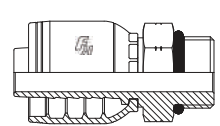
- Tube: Seamless, black, oil and heat resistant synthetic rubber
- Reinforcement: Two textile braids with spiral wire to prevent collapsing
- Cover: Black synthetic oil and heat resistant rubber, MSHA approved
- Temperature: -40°C to +135°C (-40°F to +275°F)
- Packaging: 100' coils
- Application: Petroleum and water base hydraulic fluids in suction lines or in low pressure return lines



Part No.	I.D.		O.D.		Max W.P. (psi)	Minimum Burst Pressure (psi)	Minimum Bend Radius		Weight (lbs/ft)	Vacuum HG (in)	One Piece COUPLINGS
	(in)	(in)	(mm)	(mm)			(in)	(mm)			
HH-12	3/4	1.33	34.9		300	1,200	5.0	127	0.35	28	N, HA
HH-16	1	1.63	41.3		250	1,000	6.0	152	0.58	28	N, HA
HH-20	1 1/4	2.00	50.8		200	800	8.0	203	0.77	28	N, HA
HH-24	1 1/2	2.25	57.2		150	600	10.0	254	0.99	28	N, HA
HH-32	2	2.75	69.9		100	400	12.0	305	1.19	28	N, HA
HH-40	2 1/2	3.13	79.5		200	800	14.0	356	1.90	28	HA
HH-48	3	3.63	92.2		200	800	18.0	457	2.19	28	HA
HH-56	3 1/2	4.17	105.9		200	800	21.0	533	2.51	28	HA
HH-64	4	4.61	117.1		200	800	24.0	610	2.67	28	HA

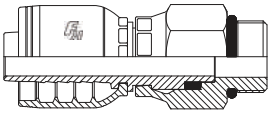
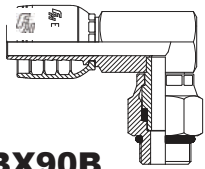
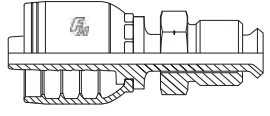
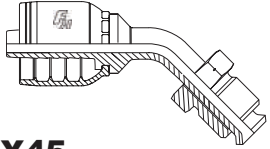
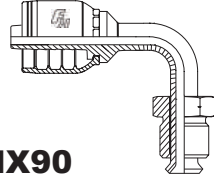
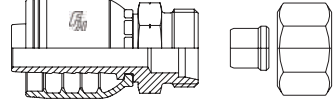
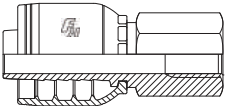
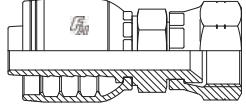
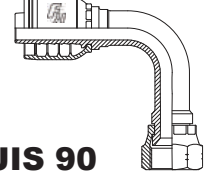
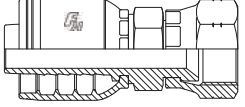
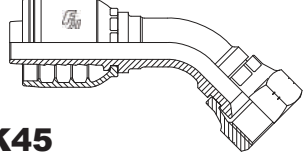
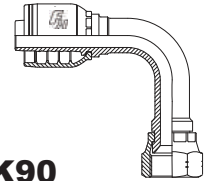
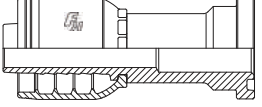
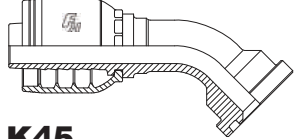
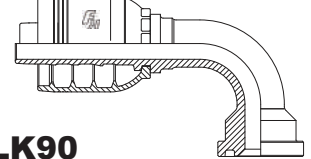
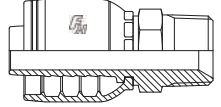
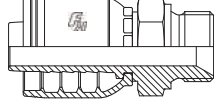
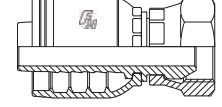
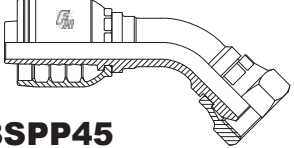
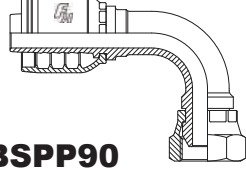
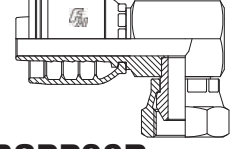


HYDRAULIC FITTINGS

 <p>MP NPT MALE</p>	 <p>MPX NPT MALE SWIVEL</p>	 <p>MPX90B NPT MALE SWIVEL - 90° ELBOW BLOCK</p>
 <p>FP NPT FEMALE RIGID</p>	 <p>FPX NPSM FEMALE SWIVEL (60° CONE SEAT)</p>	 <p>MJ JIC 37° MALE</p>
 <p>FJ JIC 37° FEMALE SWIVEL</p>	 <p>FJ45 JIC 37° FEMALE SWIVEL - 45° ELBOW</p>	 <p>FJ90S JIC 37° FEMALE SWIVEL - 90° ELBOW SHORT DROP</p>
 <p>FJ90M JIC 37° FEMALE SWIVEL - 90° ELBOW MEDIUM DROP</p>	 <p>FJ90L JIC 37° FEMALE SWIVEL - 90° ELBOW LONG DROP</p>	 <p>MF ORFS MALE</p>
 <p>FF ORFS FEMALE SWIVEL</p>	 <p>FF45 ORFS FEMALE SWIVEL - 45° ELBOW</p>	 <p>FF90S ORFS FEMALE SWIVEL - 90° ELBOW SHORT DROP</p>
 <p>FF90M ORFS FEMALE SWIVEL - 90° ELBOW MEDIUM DROP</p>	 <p>FF90L ORFS FEMALE SWIVEL - 90° ELBOW LONG DROP</p>	 <p>MA SAE 45° MALE</p>
 <p>FA SAE 45° FEMALE SWIVEL</p>	 <p>FA90 SAE 45° FEMALE SWIVEL - 90° ELBOW</p>	 <p>MOB O-RING BOSS MALE</p>

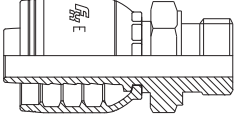
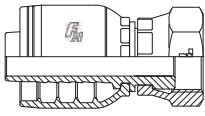
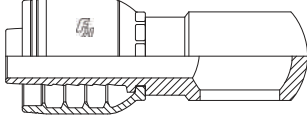
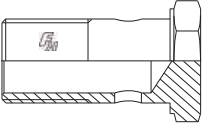
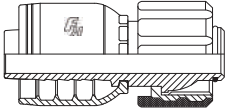
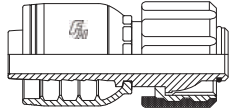
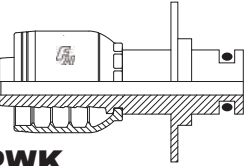
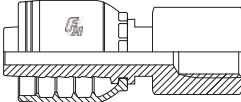
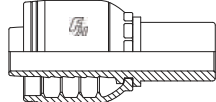
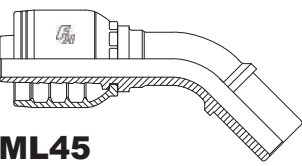
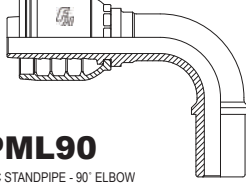
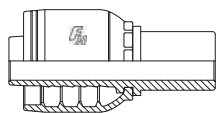
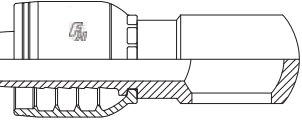
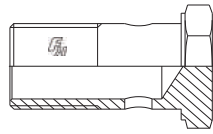
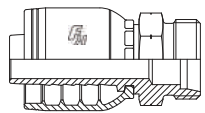
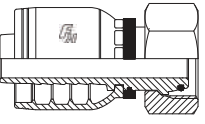
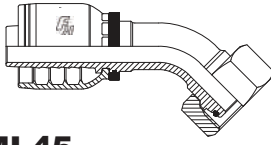
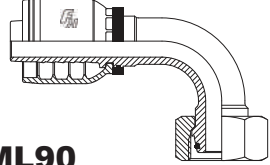
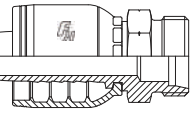
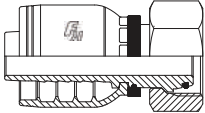
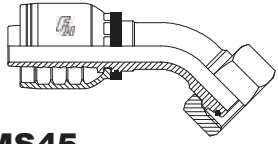


HYDRAULIC FITTINGS

 <p>MOBX O-RING BOSS MALE SWIVEL</p>	 <p>MOBX90B O-RING BOSS MALE SWIVEL - 90° ELBOW BLOCK</p>	 <p>MIX SAE INVERTED FLARE MALE SWIVEL</p>
 <p>MIX45 SAE INVERTED FLARE MALE SWIVEL - 45° ELBOW</p>	 <p>MIX90 SAE INVERTED FLARE MALE SWIVEL - 90° ELBOW</p>	 <p>MRNS SAE FLARELESS MALE ASSEMBLY</p>
 <p>FG FEMALE GREASE</p>	 <p>FJIS JIS FEMALE SWIVEL (TOYOTA)</p>	 <p>FJIS 90 JIS FEMALE SWIVEL (TOYOTA) - 90° ELBOW</p>
 <p>FK KOMATSU FEMALE SWIVEL</p>	 <p>FK45 KOMATSU FEMALE SWIVEL - 45° ELBOW</p>	 <p>FK90 KOMATSU FEMALE SWIVEL - 90° ELBOW</p>
 <p>FLK KOMATSU FLANGE</p>	 <p>FLK45 KOMATSU FLANGE - 45° ELBOW</p>	 <p>FLK90 KOMATSU FLANGE - 90° ELBOW</p>
 <p>MBSPT BSPT MALE</p>	 <p>MBSPP BSPP MALE</p>	 <p>FBSP BSPP FEMALE SWIVEL</p>
 <p>FBSP45 BSPP FEMALE SWIVEL - 45° ELBOW</p>	 <p>FBSP90 BSPP FEMALE SWIVEL - 90° ELBOW</p>	 <p>FBSP90B BSPP FEMALE SWIVEL - 90° ELBOW BLOCK</p>

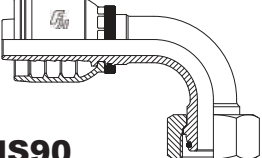
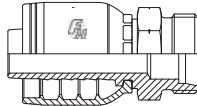
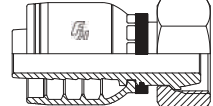
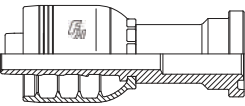
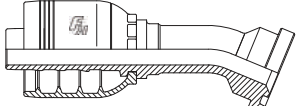
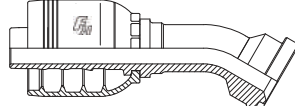
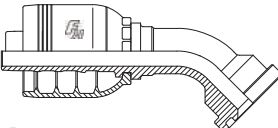
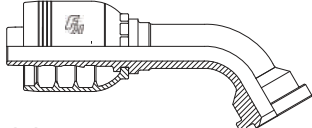
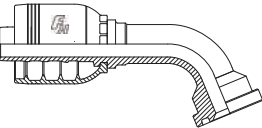
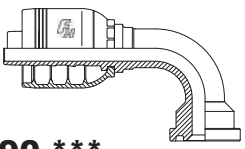
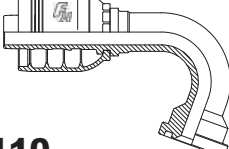
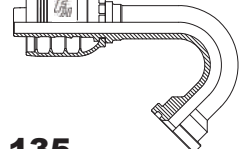
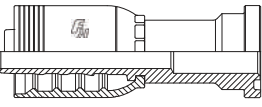
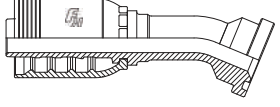
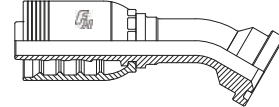
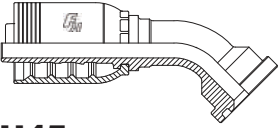
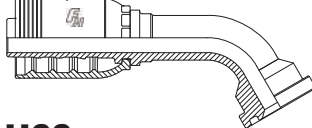
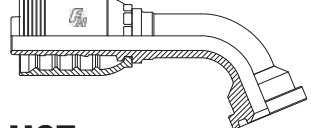
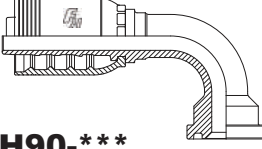
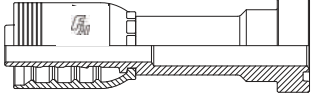
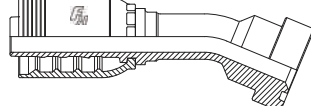


HYDRAULIC FITTINGS

 <p>MBSPFF BSP FLAT FACE MALE</p>	 <p>FBSPFF BSP FLAT FACE FEMALE SWIVEL</p>	 <p>BJBSP BSP BANJO</p>
 <p>BJBSPBT BSP BANJO BOLT</p>	 <p>FPWK PRESSURE WASH FEMALE SWIVEL "K" TYPE</p>	 <p>FPWW PRESSURE WASH FEMALE "W" TYPE</p>
 <p>MPWK MALE SINGLE WASHER</p>	 <p>FPWS PRESSURE WASH - SW5</p>	 <p>SPML METRIC STANDPIPE</p>
 <p>SPML45 METRIC STANDPIPE - 45° ELBOW</p>	 <p>SPML90 METRIC STANDPIPE - 90° ELBOW</p>	 <p>SP IMPERIAL STANDPIPE</p>
 <p>BJM METRIC BANJO</p>	 <p>BJMBT METRIC BANJO BOLT</p>	 <p>MML METRIC LIGHT MALE (24° CONE SEAT) - CEL</p>
 <p>FML METRIC LIGHT FEMALE SWIVEL (24° CONE SEAT) - DKOL</p>	 <p>FML45 METRIC LIGHT FEMALE SWIVEL - 45° ELBOW (24° CONE SEAT) - DKOL</p>	 <p>FML90 METRIC LIGHT FEMALE SWIVEL - 90° ELBOW (24° CONE SEAT) - DKOL</p>
 <p>MMS METRIC HEAVY MALE (24° CONE SEAT) - CES</p>	 <p>FMS METRIC HEAVY FEMALE SWIVEL (24° CONE SEAT) - DKOS</p>	 <p>FMS45 METRIC HEAVY FEMALE SWIVEL - 45° ELBOW (24° CONE SEAT) - DKOS</p>

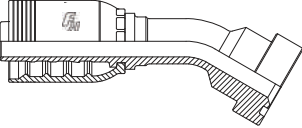
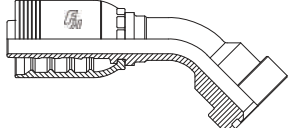
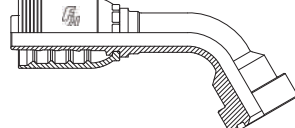
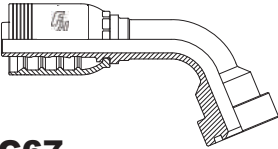
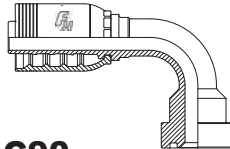
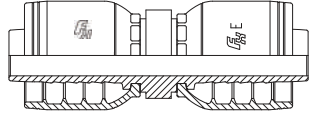


HYDRAULIC FITTINGS

 <p>FMS90 METRIC HEAVY FEMALE SWIVEL - 90° ELBOW (24° CONE SEAT) - DKOS</p>	 <p>MGAZ FRENCH GAZ MALE</p>	 <p>FGAZ FRENCH GAZ FEMALE SWIVEL</p>
 <p>FL SAE CODE 61 FLANGE</p>	 <p>FL22 SAE CODE 61 FLANGE - 22.5° ELBOW</p>	 <p>FL30 SAE CODE 61 FLANGE - 30° ELBOW</p>
 <p>FL45 SAE CODE 61 FLANGE - 45° ELBOW</p>	 <p>FL60 SAE CODE 61 FLANGE - 60° ELBOW</p>	 <p>FL67 SAE CODE 61 FLANGE - 67.5° ELBOW</p>
 <p>FL90-*** SAE CODE 61 FLANGE - 90° ELBOW</p>	 <p>FL110 SAE CODE 61 FLANGE - 110° ELBOW</p>	 <p>FL135 SAE CODE 61 FLANGE - 135° ELBOW</p>
 <p>FLH SAE CODE 62 FLANGE</p>	 <p>FLH22 SAE CODE 62 FLANGE - 22.5° ELBOW</p>	 <p>FLH30 SAE CODE 62 FLANGE - 30° ELBOW</p>
 <p>FLH45 SAE CODE 62 FLANGE - 45° ELBOW</p>	 <p>FLH60 SAE CODE 62 FLANGE - 60° ELBOW</p>	 <p>FLH67 SAE CODE 62 FLANGE - 67.5° ELBOW</p>
 <p>FLH90-*** SAE CODE 62 FLANGE - 90° ELBOW</p>	 <p>FLC CATERPILLAR FLANGE®</p>	 <p>FLC22 CATERPILLAR FLANGE® - 22.5° ELBOW</p>




HYDRAULIC FITTINGS

 <p>FLC30 CATERPILLAR FLANGE® - 30° ELBOW</p>	 <p>FLC45 CATERPILLAR FLANGE® - 45° ELBOW</p>	 <p>FLC60 CATERPILLAR FLANGE® - 60° ELBOW</p>
 <p>FLC67 CATERPILLAR FLANGE® - 67.5° ELBOW</p>	 <p>FLC90 CATERPILLAR FLANGE® - 90° ELBOW</p>	 <p>HM HOSE MENDER</p>

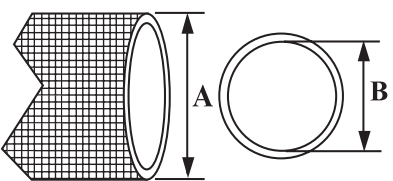


ACCESSORIES

WHIP CHECK


	Part Number	Cable	Hose I.D.	Length
	WB-1	1/8"	1/2" - 1 1/4"	20 1/4"
	WA-2	1/4"	1 1/2" - 3"	38 1/4"

NYLON SLEEVING

<ul style="list-style-type: none"> • Ideal for abrasion protection or bundling hose assemblies • MSHA approved • Temperature range: -40°F to 250°F 	Part Number	Flat Width A (in)	Nominal ID B (in)	Standard Package (ft)
	NS-077	1.25	0.77	100/300
	NS-090	1.50	0.90	100/300
	NS-100	1.66	1.00	100/300
	NS-114	1.88	1.14	100/300
	NS-122	2.03	1.25	100/300
	NS-138	2.25	1.38	100/300
	NS-159	2.56	1.59	100/300
	NS-175	2.81	1.75	100/300
	NS-181	3.00	1.85	100/300
	NS-219	3.63	2.25	100/300
	NS-238	3.81	2.38	100/300
	NS-263	4.25	2.64	100/300
	NS-288	4.56	2.86	100/300
	NS-296	4.75	2.96	100/300
NS-366	5.81	3.66	100/300	

NOTE: Other sizes are available upon request

PLASTIC WRAP

<ul style="list-style-type: none"> • Ideal for abrasion protection or bundling hose assemblies 	Black Part Number	Yellow Part Number	ID (in)	Length (ft)
	PW-025B	PW-025Y	0.25	40
	PW-037B	PW-037Y	0.37	40
	PW-050B	PW-050Y	0.50	40
	PW-062B	PW-062Y	0.62	40
	PW-075B	PW-075Y	0.75	40
	PW-100B	PW-100Y	1.00	40
	PW-110B	PW-110Y	1.10	40
	PW-138B	PW-138Y	1.38	40
	PW-175B	PW-175Y	1.75	40
	PW-256B	PW-256Y	2.56	40
	PW-315B	PW-315Y	3.15	40
	PW-400B	PW-400Y	4.00	40
PW-600B	PW-600Y	6.00	40	

